

## 2022 OKMULGEE COUNTY ASSESSOR'S OFFICE REPORT TO THE EXCISE BOARD

08/09/2022

City/Village								
DISTRICT	DESCRIPTION	PERSONAL PROPERTY	REAL PROPERTY	PUBLIC SERVICE	TOTAL VALUATION	HOMESTEAD EXEMPTIONS	OTHER EXEMPTIONS	NET VALUATION
I-1 CITY	OKMULGEE CITY	5,669,926	35,618,113	3,859,021	45,147,060	1,733,602	711,036	42,702,422
T05	Henryetta City	2,094,789	17,194,234	2,940,880	22,229,903	929,869	339,545	20,960,489
T06	Morris City I-3	137,352	6,122,628	519,475	6,779,455	281,827	162,107	6,335,521
T07	Beggs City I-4	228,321	6,038,625	946,232	7,213,178	293,712	311,048	6,608,418
T08	Dewar City	79,740	1,790,556	221,987	2,092,283	164,392	60,300	1,867,591
<b>CITY/VILLAGE TOTAL VALUATION</b>		<b>8,210,128</b>	<b>66,764,156</b>	<b>8,487,595</b>	<b>83,461,879</b>	<b>3,403,402</b>	<b>1,584,036</b>	<b>78,474,441</b>

County								
DISTRICT	DESCRIPTION	PERSONAL PROPERTY	REAL PROPERTY	PUBLIC SERVICE	TOTAL VALUATION	HOMESTEAD EXEMPTIONS	OTHER EXEMPTIONS	NET VALUATION
C001	Okmulgee County General	41,006,220	158,463,361	42,365,646	241,835,227	7,040,836	3,939,925	230,854,466
<b>COUNTY TOTAL VALUATION</b>		<b>41,006,220</b>	<b>158,463,361</b>	<b>42,365,646</b>	<b>241,835,227</b>	<b>7,040,836</b>	<b>3,939,925</b>	<b>230,854,466</b>

School								
DISTRICT	DESCRIPTION	PERSONAL PROPERTY	REAL PROPERTY	PUBLIC SERVICE	TOTAL VALUATION	HOMESTEAD EXEMPTIONS	OTHER EXEMPTIONS	NET VALUATION
D-11	D-11 Twin Hills	856,761	9,068,798	6,687,618	16,613,177	322,557	204,572	16,086,048
I-1	I-1 Okmulgee	21,042,864	47,002,445	8,621,333	76,666,642	2,168,020	1,040,743	73,457,879
I-2	I-2 Henryetta	9,051,914	24,069,910	5,060,970	38,182,794	1,234,009	632,129	36,316,656
I-3	I-3 Morris	1,320,162	21,630,034	2,555,045	25,505,241	859,860	429,720	24,215,661
I-4	I-4 Beggs	5,862,041	29,405,237	8,372,465	43,639,743	1,086,664	719,347	41,833,732
I-5	I-5 Preston	360,434	5,216,200	2,416,226	7,992,860	223,734	254,174	7,514,952
I-6	I-6 Schuller	220,219	2,861,654	1,928,499	5,010,372	215,515	81,318	4,713,539
I-7	I-7 Wilson	287,133	4,288,780	3,729,858	8,305,771	191,000	172,691	7,942,080
I-8	I-8 Dewar	256,293	3,262,210	1,123,099	4,641,602	281,757	129,127	4,230,718
J-14	J-14 LIBERTY	518,348	7,036,632	438,221	7,993,201	282,720	233,725	7,476,756
J-19	J-19 CHECOTAH	223	117,815	22,473	140,511	5,000	0	135,511
J-2	J-2 HASKELL	36,953	378,660	92,136	507,749	14,000	0	493,749
J-27	J-27 MIDWAY	235	7,650	2,946	10,831	0	0	10,831
J-31	J-31 WELEETKA	44,379	596,271	780,509	1,421,159	37,000	8,665	1,375,494
J-5 Cr	J-5 MOUNDS	1,093,633	2,878,669	392,012	4,364,314	86,000	33,714	4,244,600

**2022 OKMULGEE COUNTY ASSESSOR'S OFFICE REPORT TO THE EXCISE BOARD**

08/09/2022

J-56	J-56 GRAHAM-DUSTIN	54,628	642,396	142,236	839,260	33,000	0	806,260
<b>SCHOOL TOTAL VALUATION</b>		<b>41,006,220</b>	<b>158,463,361</b>	<b>42,365,646</b>	<b>241,835,227</b>	<b>7,040,836</b>	<b>3,939,925</b>	<b>230,854,466</b>

**TIF-District**

DISTRICT	DESCRIPTION	PERSONAL PROPERTY	REAL PROPERTY	PUBLIC SERVICE	TOTAL VALUATION	HOMESTEAD EXEMPTIONS	OTHER EXEMPTIONS	NET VALUATION
10005	I-5 Rural Bav OKMULGEE	0	17,432	0	17,432	1,000	0	16,432
10006	I-1 City Bav OKMULGEE	1,042,757	1,490,514	0	2,533,271	12,000	3,075	2,518,196
10007	I-5 City Bav OKMULGEE	880,314	264,095	0	1,144,409	5,000	7,781	1,131,628
I-1RURAL	I-1RURAL BAV KELCO	-899,716	-1,800	0	-901,516	0	0	-901,516
I-1Rural	I-1Rural Bav OKMULGEE	0	178,796	0	178,796	0	0	178,796
<b>TIF-DISTRICT TOTAL VALUATION</b>		<b>1,023,355</b>	<b>1,949,037</b>	<b>0</b>	<b>2,972,392</b>	<b>18,000</b>	<b>10,856</b>	<b>2,943,536</b>

**Vo-Tech**

DISTRICT	DESCRIPTION	PERSONAL PROPERTY	REAL PROPERTY	PUBLIC SERVICE	TOTAL VALUATION	HOMESTEAD EXEMPTIONS	OTHER EXEMPTIONS	NET VALUATION
Central	VoTech Central 3	1,093,633	2,878,669	392,012	4,364,314	86,000	33,714	4,244,600
Green Co	VoTech Green Co 28	39,257,821	146,805,268	40,495,113	226,558,202	6,583,116	3,663,821	216,311,265
Indian C	VoTech Indian C 4	37,411	504,125	117,555	659,091	19,000	0	640,091
Tulsa Te	VoTech Tulsa Te 14	518,348	7,036,632	438,221	7,993,201	282,720	233,725	7,476,756
Wes Watk	VoTech Wes Watk 25	99,007	1,238,667	922,745	2,260,419	70,000	8,665	2,181,754
<b>VO-TECH TOTAL VALUATION</b>		<b>41,006,220</b>	<b>158,463,361</b>	<b>42,365,646</b>	<b>241,835,227</b>	<b>7,040,836</b>	<b>3,939,925</b>	<b>230,854,466</b>

2022 OKMULGEE COUNTY ASSESSOR'S OFFICE REPORT TO THE EXCISE BOARD


07/28/2022

I, Ed Johnson, Assessor of Okmulgee County Oklahoma, do hereby certify that the foregoing is a true and correct statement of valuations for Real Estate, Personal Property, Public Service and Homestead Exemptions as certified by the State Board of Equalization and shown by the records in the County Assessor's office. Subscribed by my name and affixed the seal of the County Assessor's office on this day of 07/28/2022.

State of Oklahoma )  
                                  ) SS  
Okmulgee County )

*Ed Johnson*

Ed Johnson  
County Assessor  
Okmulgee County



I, Tonya Day, County Clerk of Okmulgee County Oklahoma, do hereby certify that the above is a true, correct and complete list of the valuations of Okmulgee County Oklahoma as certified by the Okmulgee County Assessor's office.

*Tonya Day*

Tonya Day  
County Clerk  
Okmulgee County

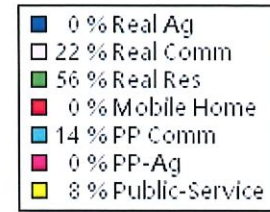
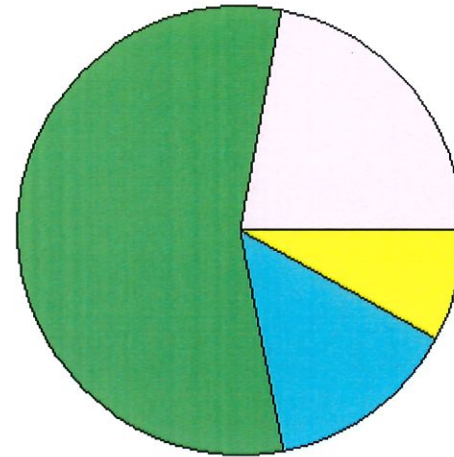
Seal

Excise Board: *Michael R. Hubbard* *Robert B. Blakemore* *W. O. Estes*

*8-2-22*  
Date



Real	Count	Value
Agricultural	21	82,459
Commercial	543	10,372,542
Residential	5,804	25,163,112
<b>Total Real Value</b>	<b>6,368</b>	<b>35,618,113</b>
Homestead	1,542	1,733,602
Veteran	80	711,036
Other	0	0
<b>Total Exempt</b>	<b>1,840</b>	<b>2,444,638</b>



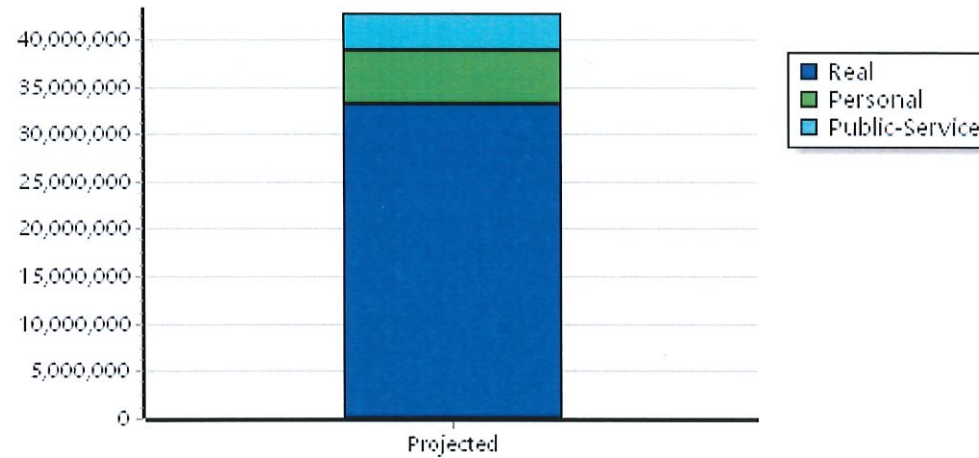
**TIF Increment Value**

**Net Assessed** 33,173,475

**Net Assessed Under Protest**

Senior Freeze	336	814,132
Capped Parcels	2,608	12,424,313

Personal	Count	Value
Agricultural	15	30,568
Commercial	289	6,085,143
Mobile Home	31	18,419
<b>Total Personal</b>	<b>335</b>	<b>6,134,130</b>
<b>Total Exempt</b>	<b>2</b>	<b>464,204</b>



**TIF Increment Value**

**Net Assessed** 5,669,926

**Net Assessed Under Protest**

Public Service	Count	Value
<b>Total PS Value</b>	<b>22</b>	<b>3,859,021</b>

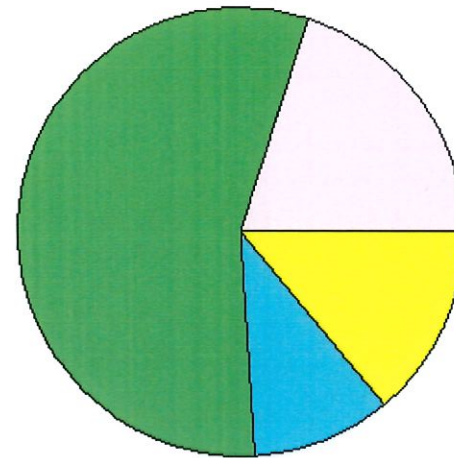
**TIF Increment Value**

**Net Assessed** 3,859,021

District Totals	
Total Gross Value	45,611,264
Homestead Loss	1,733,602
Other Exemption Loss	1,175,240
<b>TIF Increment Value</b>	
<b>Retained TIF Value</b>	
<b>Net Assessed Value</b>	<b>42,702,422</b>
<b>Net Assessed Under Protest</b>	

\* Public Service Protests Values are not included on this report.

Real	Count	Value
Agricultural	16	84,172
Commercial	416	4,564,828
Residential	3,107	12,545,234
<b>Total Real Value</b>	<b>3,539</b>	<b>17,194,234</b>
Homestead	840	929,869
Veteran	47	339,545
Other	0	0
<b>Total Exempt</b>	<b>987</b>	<b>1,269,414</b>



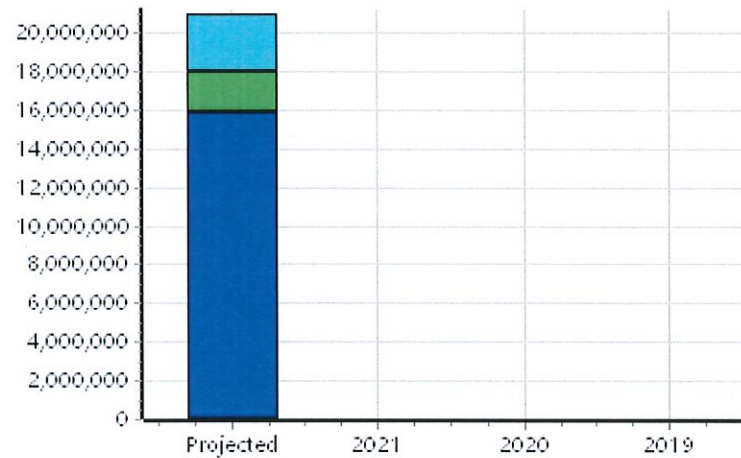
**TIF Increment Value**

**Net Assessed** 15,924,820

**Net Assessed Under Protest**

Senior Freeze	158	358,586
Capped Parcels	1,582	16,835,146

Personal	Count	Value
Agricultural	7	9,827
Commercial	144	2,064,874
Mobile Home	25	20,088
<b>Total Personal</b>	<b>176</b>	<b>2,094,789</b>
<b>Total Exempt</b>	<b>0</b>	<b>0</b>



**TIF Increment Value**

**Net Assessed** 2,094,789

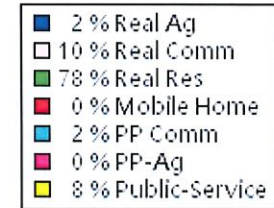
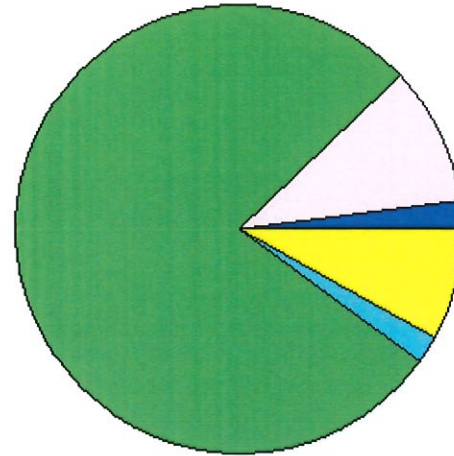
**Net Assessed Under Protest**

Public Service	Count	Value
<b>Total PS Value</b>	<b>27</b>	<b>2,940,880</b>
<b>TIF Increment Value</b>		
<b>Net Assessed</b>		<b>2,940,880</b>

District Totals	
Total Gross Value	22,229,903
Homestead Loss	929,869
Other Exemption Loss	339,545
<b>TIF Increment Value</b>	
<b>Retained TIF Value</b>	
<b>Net Assessed Value</b>	<b>20,960,489</b>
<b>Net Assessed Under Protest</b>	

\* Public Service Protests Values are not included on this report.

Real	Count	Value
Agricultural	11	96,764
Commercial	49	715,936
Residential	704	5,309,928
<b>Total Real Value</b>	<b>764</b>	<b>6,122,628</b>
Homestead	260	281,827
Veteran	16	162,107
Other	0	0
<b>Total Exempt</b>	<b>299</b>	<b>443,934</b>



**TIF Increment Value**

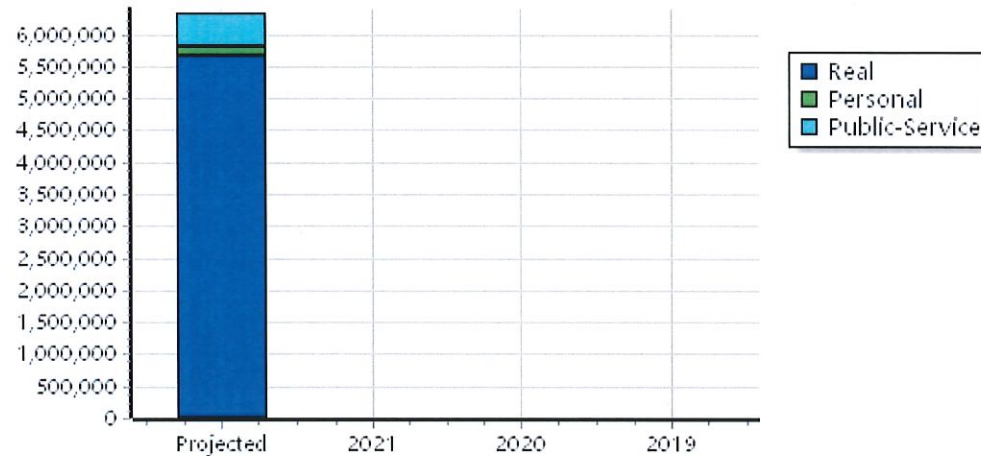
<b>Net Assessed</b>		<b>5,678,694</b>
<b>Net Assessed Under Protest</b>		
Senior Freeze	47	137,978
Capped Parcels	294	1,082,962

Personal	Count	Value
Agricultural	3	994
Commercial	35	122,164
Mobile Home	12	14,194
<b>Total Personal</b>	<b>50</b>	<b>137,352</b>
<b>Total Exempt</b>	<b>0</b>	<b>0</b>

**TIF Increment Value**

<b>Net Assessed</b>		<b>137,352</b>
<b>Net Assessed Under Protest</b>		

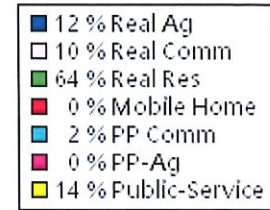
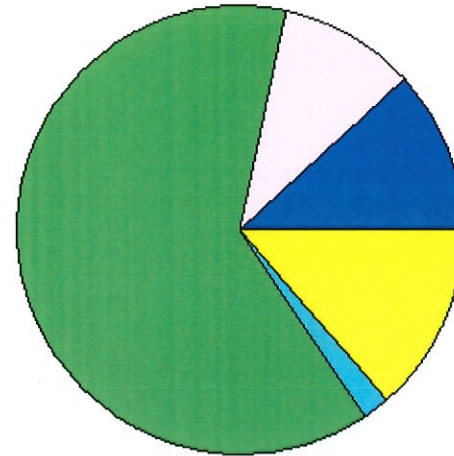
Public Service	Count	Value
<b>Total PS Value</b>	<b>15</b>	<b>519,475</b>
<b>TIF Increment Value</b>		
<b>Net Assessed</b>		<b>519,475</b>



District Totals	
Total Gross Value	6,779,455
Homestead Loss	281,827
Other Exemption Loss	162,107
<b>TIF Increment Value</b>	
<b>Retained TIF Value</b>	
<b>Net Assessed Value</b>	<b>6,335,521</b>
<b>Net Assessed Under Protest</b>	

\* Public Service Protests Values are not included on this report.

Real	Count	Value
Agricultural	89	812,168
Commercial	76	662,774
Residential	866	4,563,683
<b>Total Real Value</b>	<b>1,031</b>	<b>6,038,625</b>
Homestead	264	293,712
Veteran	14	311,048
Other	0	0
<b>Total Exempt</b>	<b>309</b>	<b>604,760</b>



**TIF Increment Value**

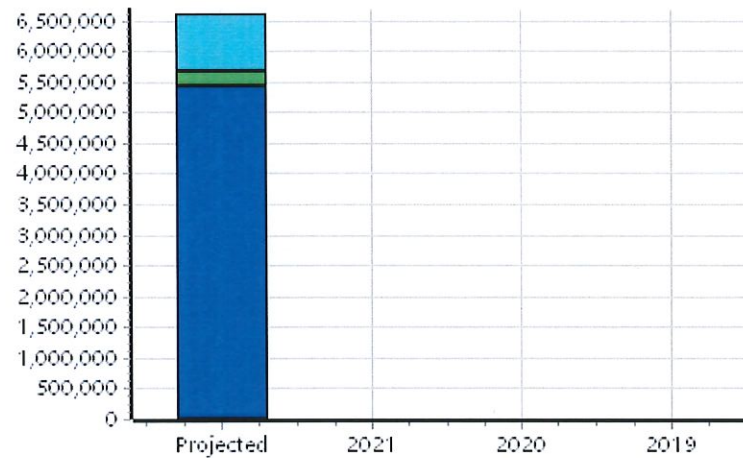
<b>Net Assessed</b>	<b>5,433,865</b>
<b>Net Assessed Under Protest</b>	
Senior Freeze	38 128,843
Capped Parcels	427 1,322,170

Personal	Count	Value
Agricultural	22	45,923
Commercial	28	128,073
Mobile Home	40	54,325
<b>Total Personal</b>	<b>90</b>	<b>228,321</b>
<b>Total Exempt</b>	<b>0</b>	<b>0</b>

**TIF Increment Value**

<b>Net Assessed</b>	<b>228,321</b>
<b>Net Assessed Under Protest</b>	

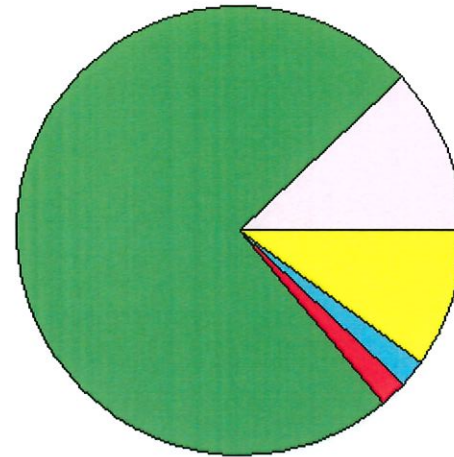
Public Service	Count	Value
<b>Total PS Value</b>	<b>18</b>	<b>946,232</b>
<b>TIF Increment Value</b>		
<b>Net Assessed</b>		<b>946,232</b>



District Totals	
Total Gross Value	7,213,178
Homestead Loss	293,712
Other Exemption Loss	311,048
<b>TIF Increment Value</b>	
<b>Retained TIF Value</b>	
<b>Net Assessed Value</b>	<b>6,608,418</b>
<b>Net Assessed Under Protest</b>	

\* Public Service Protests Values are not included on this report.

Real	Count	Value
Agricultural	2	12,041
Commercial	25	240,532
Residential	479	1,537,983
<b>Total Real Value</b>	<b>506</b>	<b>1,790,556</b>
Homestead	147	164,392
Veteran	9	60,300
Other	0	0
<b>Total Exempt</b>	<b>178</b>	<b>224,692</b>



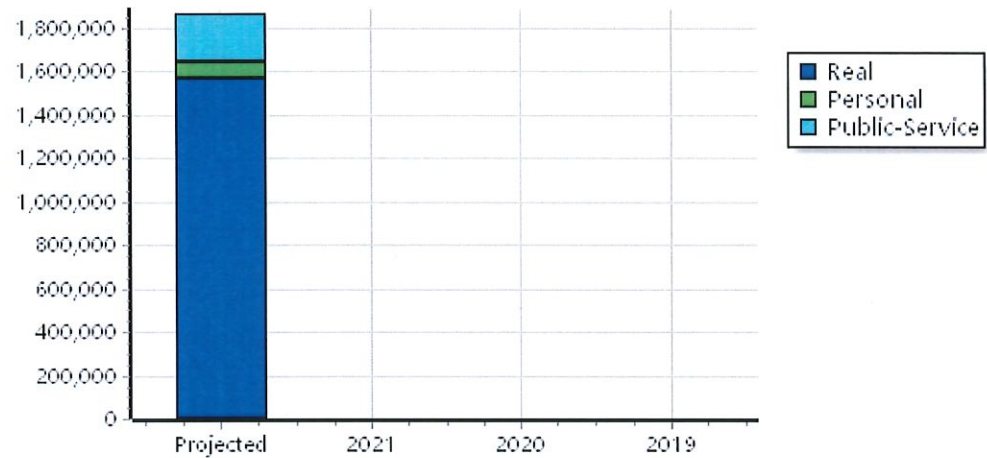
**TIF Increment Value**

**Net Assessed** 1,565,864

**Net Assessed Under Protest**

Senior Freeze	31	70,116
Capped Parcels	262	911,664

Personal	Count	Value
Agricultural	3	3,965
Commercial	7	26,821
Mobile Home	26	48,954
<b>Total Personal</b>	<b>36</b>	<b>79,740</b>
<b>Total Exempt</b>	<b>0</b>	<b>0</b>



**TIF Increment Value**

**Net Assessed** 79,740

**Net Assessed Under Protest**

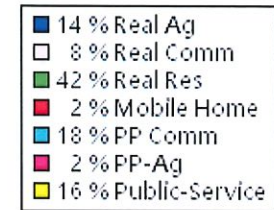
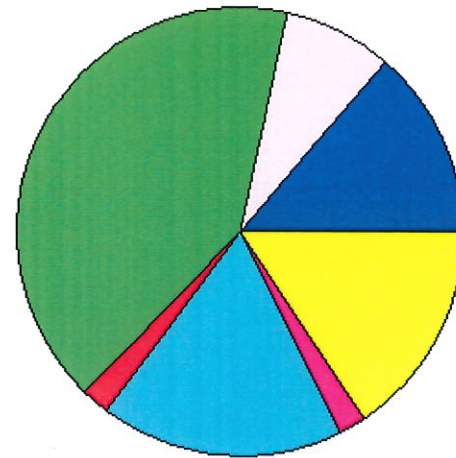
Public Service	Count	Value
<b>Total PS Value</b>	<b>14</b>	<b>221,987</b>
<b>TIF Increment Value</b>		
<b>Net Assessed</b>		<b>221,987</b>

District Totals	
Total Gross Value	2,092,283
Homestead Loss	164,392
Other Exemption Loss	60,300
<b>TIF Increment Value</b>	
<b>Retained TIF Value</b>	
<b>Net Assessed Value</b>	<b>1,867,591</b>
<b>Net Assessed Under Protest</b>	

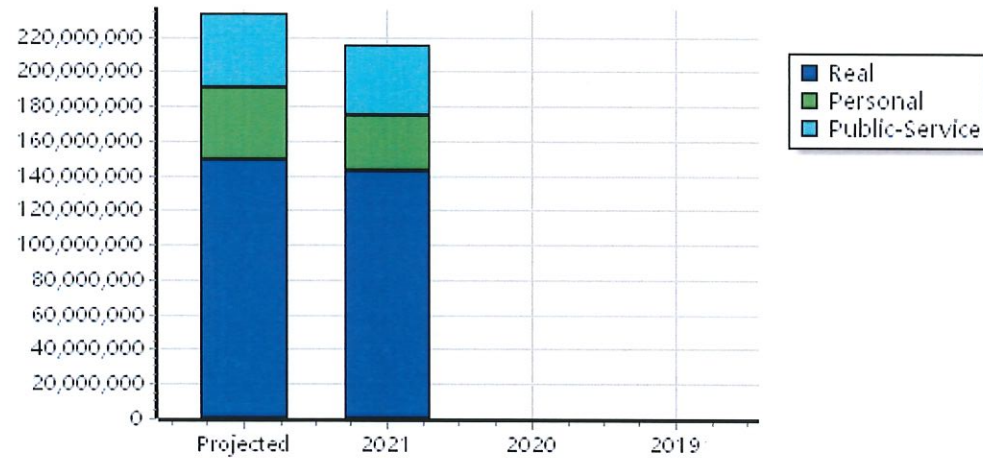
\* Public Service Protests Values are not included on this report.



Real	Count	Value
Agricultural	5,538	34,194,006
Commercial	1,269	21,935,608
Residential	18,710	104,282,784
<b>Total Real Value</b>	<b>25,517</b>	<b>160,412,398</b>
Homestead	6,489	7,058,836
Veteran	337	3,950,781
Other	0	0
<b>Total Exempt</b>	<b>7,461</b>	<b>11,009,617</b>
<b>TIF Increment Value</b>		<b>1,920,181</b>
<b>Net Assessed</b>		<b>147,482,600</b>
<b>Net Assessed Under Protest</b>		
Senior Freeze	1,081	3,573,243
Capped Parcels	9,780	48,216,400



Personal	Count	Value
Agricultural	1,332	3,451,401
Commercial	849	43,818,445
Mobile Home	1,169	2,847,883
<b>Total Personal</b>	<b>3,350</b>	<b>50,117,729</b>
<b>Total Exempt</b>	<b>17</b>	<b>8,309,752</b>
<b>TIF Increment Value</b>		<b>801,757</b>
<b>Net Assessed</b>		<b>41,006,220</b>
<b>Net Assessed Under Protest</b>		
<b>Public Service</b>	<b>Count</b>	<b>Value</b>
<b>Total PS Value</b>	<b>308</b>	<b>42,365,646</b>
<b>TIF Increment Value</b>		<b>0</b>
<b>Net Assessed</b>		<b>42,365,646</b>

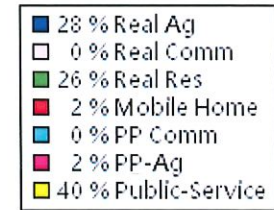
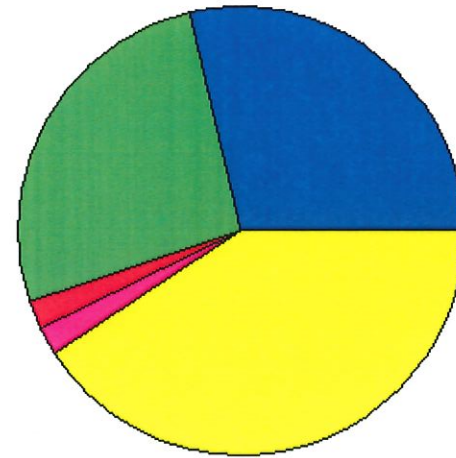


District Totals	
Total Gross Value	252,895,773
Homestead Loss	7,058,836
Other Exemption Loss	12,260,533
<b>TIF Increment Value</b>	<b>2,721,938</b>
<b>Retained TIF Value</b>	
<b>Net Assessed Value</b>	<b>230,854,466</b>
<b>Net Assessed Under Protest</b>	

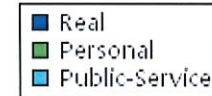
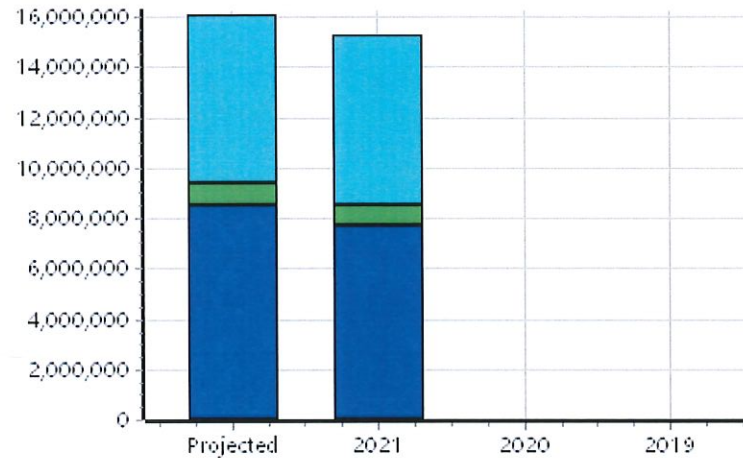
TIF Project Summary						
Code	Description	Expires	Base Value	Increment Value	Retained Inc	Total Value
5	I-5 Rural Bav	9999	1,186	16,432		17,618
6	OK-I1 City Bav	9999	67,442	2,297,023		2,585,638
7	OK-I5 City Bav	9999	30,869	1,131,203		1,162,497
8	I-1Rural Bav	9999	24,381	178,796		203,177
101	I-1 Increment District 1	2044	9,970,690	-901,516		9,069,174
<b>Total TIF Valuation :</b>			<b>10,094,568</b>	<b>2,721,938</b>	<b>0</b>	<b>13,038,104</b>

\* Public Service Protests Values are not included on this report.

Real	Count	Value
Agricultural	732	4,795,938
Commercial	1	3,138
Residential	706	4,269,722
<b>Total Real Value</b>	<b>1,439</b>	<b>9,068,798</b>
Homestead	305	322,557
Veteran	12	204,572
Other	0	0
<b>Total Exempt</b>	<b>335</b>	<b>527,129</b>
<b>TIF Increment Value</b>		
<b>Net Assessed</b>		<b>8,541,669</b>
<b>Net Assessed Under Protest</b>		
Senior Freeze	37	176,768
Capped Parcels	385	1,530,946



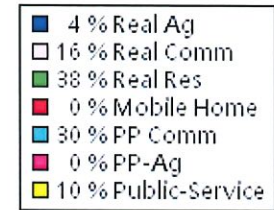
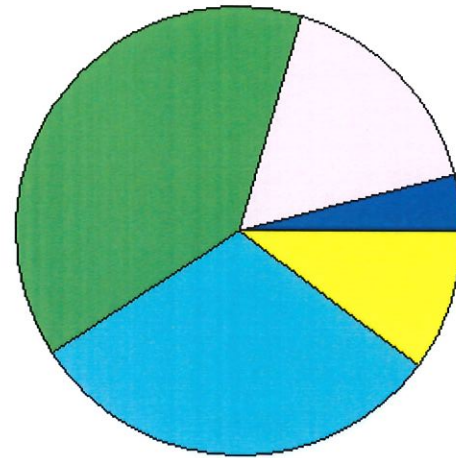
Personal	Count	Value
Agricultural	147	388,237
Commercial	9	137,232
Mobile Home	113	331,292
<b>Total Personal</b>	<b>269</b>	<b>856,761</b>
<b>Total Exempt</b>	<b>0</b>	<b>0</b>
<b>TIF Increment Value</b>		
<b>Net Assessed</b>		<b>856,761</b>
<b>Net Assessed Under Protest</b>		
<b>Public Service</b>		
<b>Total PS Value</b>	<b>17</b>	<b>6,687,618</b>
<b>TIF Increment Value</b>		
<b>Net Assessed</b>		<b>6,687,618</b>



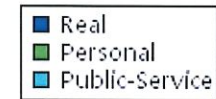
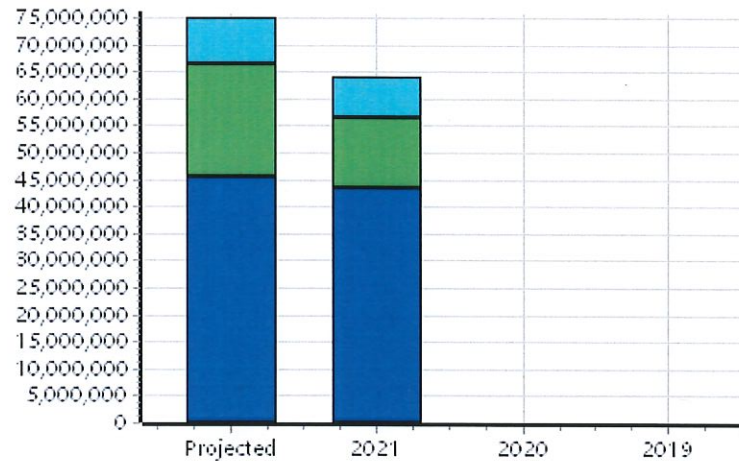
<b>District Totals</b>	
Total Gross Value	16,613,177
Homestead Loss	322,557
Other Exemption Loss	204,572
<b>TIF Increment Value</b>	
<b>Retained TIF Value</b>	
<b>Net Assessed Value</b>	<b>16,086,048</b>
<b>Net Assessed Under Protest</b>	

\* Public Service Protests Values are not included on this report.

Real	Count	Value
Agricultural	473	2,846,845
Commercial	598	13,765,922
Residential	6,749	32,057,188
<b>Total Real Value</b>	<b>7,820</b>	<b>48,669,955</b>
Homestead	1,946	2,180,020
Veteran	108	1,043,818
Other	0	0
<b>Total Exempt</b>	<b>2,316</b>	<b>3,223,838</b>
<b>TIF Increment Value</b>		<b>1,652,435</b>
<b>Net Assessed</b>		<b>43,793,682</b>
<b>Net Assessed Under Protest</b>		
Senior Freeze	413	1,284,682
Capped Parcels	3,108	14,736,860



Personal	Count	Value
Agricultural	135	361,611
Commercial	366	24,471,066
Mobile Home	202	347,104
<b>Total Personal</b>	<b>703</b>	<b>25,179,781</b>
<b>Total Exempt</b>	<b>7</b>	<b>4,215,049</b>
<b>TIF Increment Value</b>		<b>-78,132</b>
<b>Net Assessed</b>		<b>21,042,864</b>
<b>Net Assessed Under Protest</b>		
<b>Public Service</b>	<b>Count</b>	<b>Value</b>
<b>Total PS Value</b>	<b>48</b>	<b>8,621,333</b>
<b>TIF Increment Value</b>		<b>0</b>
<b>Net Assessed</b>		<b>8,621,333</b>

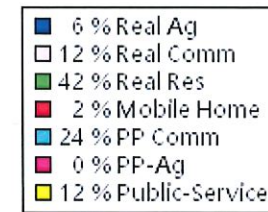
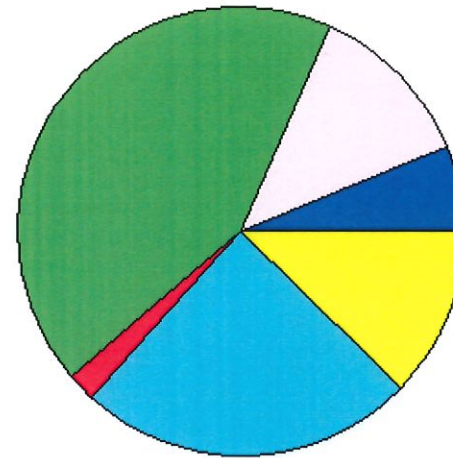


<b>District Totals</b>	
Total Gross Value	82,471,069
Homestead Loss	2,180,020
Other Exemption Loss	5,258,867
<b>TIF Increment Value</b>	<b>1,574,303</b>
<b>Retained TIF Value</b>	
<b>Net Assessed Value</b>	<b>73,457,879</b>
<b>Net Assessed Under Protest</b>	

\* Public Service Protests Values are not included on this report.

<b>TIF Project Summary</b>						
Code	Description	Expires	Base Value	Increment Value	Retained Inc	Total Value
6	OK-11 City Bav	9999	67,442	2,297,023		2,585,638
8	I-1Rural Bav	9999	24,381	178,796		203,177
101	I-1 Increment District 1	2044	9,970,690	-901,516		9,069,174
<b>Total TIF Valuation :</b>			<b>10,062,513</b>	<b>1,574,303</b>	<b>0</b>	<b>11,857,989</b>

Real	Count	Value
Agricultural	348	2,664,040
Commercial	456	5,120,758
Residential	3,727	16,285,112
<b>Total Real Value</b>	<b>4,531</b>	<b>24,069,910</b>
Homestead	1,119	1,234,009
Veteran	70	632,129
Other	0	0
<b>Total Exempt</b>	<b>1,316</b>	<b>1,866,138</b>

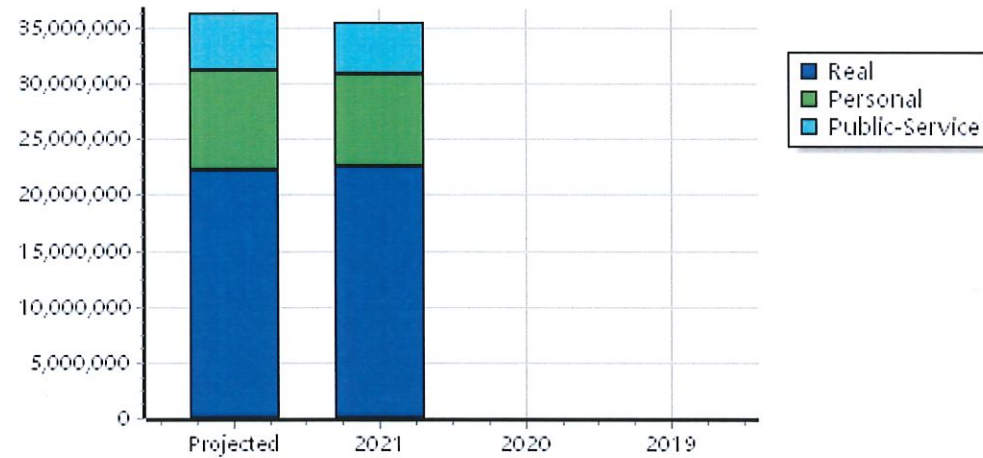


<b>TIF Increment Value</b>		
<b>Net Assessed</b>		<b>22,203,772</b>
<b>Net Assessed Under Protest</b>		
Senior Freeze	193	480,212
Capped Parcels	2,077	18,332,408

Personal	Count	Value
Agricultural	98	174,644
Commercial	212	9,913,493
Mobile Home	217	438,146
<b>Total Personal</b>	<b>527</b>	<b>10,526,283</b>
<b>Total Exempt</b>	<b>3</b>	<b>1,474,369</b>

<b>TIF Increment Value</b>		
<b>Net Assessed</b>		<b>9,051,914</b>
<b>Net Assessed Under Protest</b>		

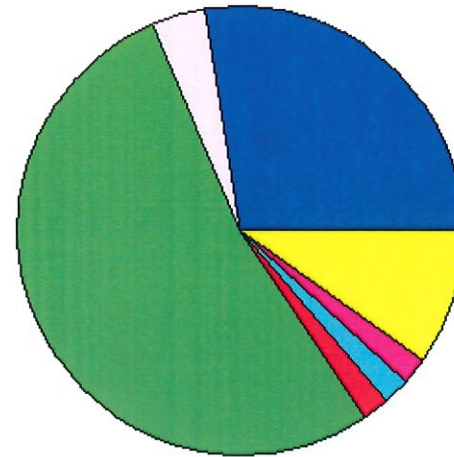
Public Service	Count	Value
<b>Total PS Value</b>	<b>44</b>	<b>5,060,970</b>
<b>TIF Increment Value</b>		
<b>Net Assessed</b>		<b>5,060,970</b>



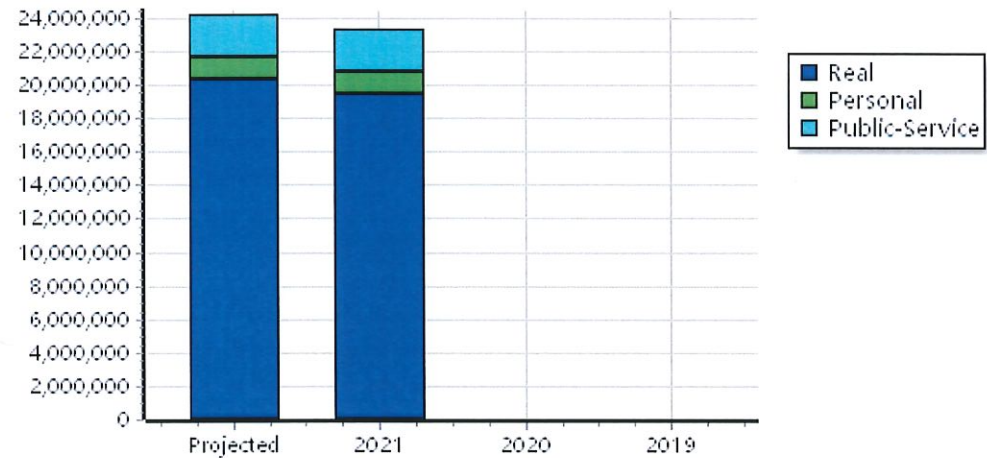
District Totals	
Total Gross Value	39,657,163
Homestead Loss	1,234,009
Other Exemption Loss	2,106,498
<b>TIF Increment Value</b>	
<b>Retained TIF Value</b>	
<b>Net Assessed Value</b>	<b>36,316,656</b>
<b>Net Assessed Under Protest</b>	

\* Public Service Protests Values are not included on this report.

Real	Count	Value
Agricultural	1,065	6,931,178
Commercial	62	974,505
Residential	1,619	13,724,351
<b>Total Real Value</b>	<b>2,746</b>	<b>21,630,034</b>
Homestead	807	859,860
Veteran	35	429,720
Other	0	0
<b>Total Exempt</b>	<b>897</b>	<b>1,289,580</b>
<b>TIF Increment Value</b>		
<b>Net Assessed</b>		<b>20,340,454</b>
<b>Net Assessed Under Protest</b>		
Senior Freeze	125	517,708
Capped Parcels	884	3,134,616



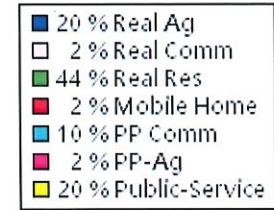
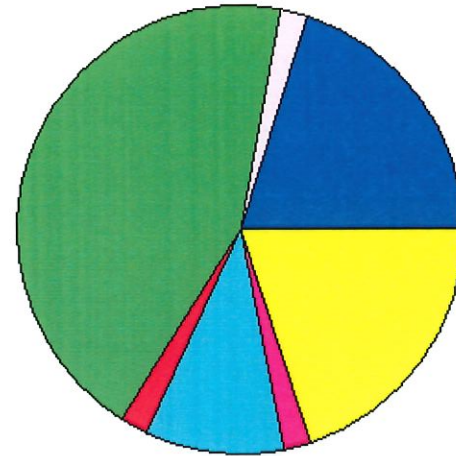
Personal	Count	Value
Agricultural	241	708,199
Commercial	64	288,228
Mobile Home	128	325,160
<b>Total Personal</b>	<b>433</b>	<b>1,321,587</b>
<b>Total Exempt</b>	<b>1</b>	<b>1,425</b>
<b>TIF Increment Value</b>		
<b>Net Assessed</b>		<b>1,320,162</b>
<b>Net Assessed Under Protest</b>		
<b>Public Service</b>	<b>Count</b>	<b>Value</b>
<b>Total PS Value</b>	<b>32</b>	<b>2,555,045</b>
<b>TIF Increment Value</b>		
<b>Net Assessed</b>		<b>2,555,045</b>



<b>District Totals</b>	
Total Gross Value	25,506,666
Homestead Loss	859,860
Other Exemption Loss	431,145
<b>TIF Increment Value</b>	
<b>Retained TIF Value</b>	
<b>Net Assessed Value</b>	<b>24,215,661</b>
<b>Net Assessed Under Protest</b>	

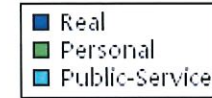
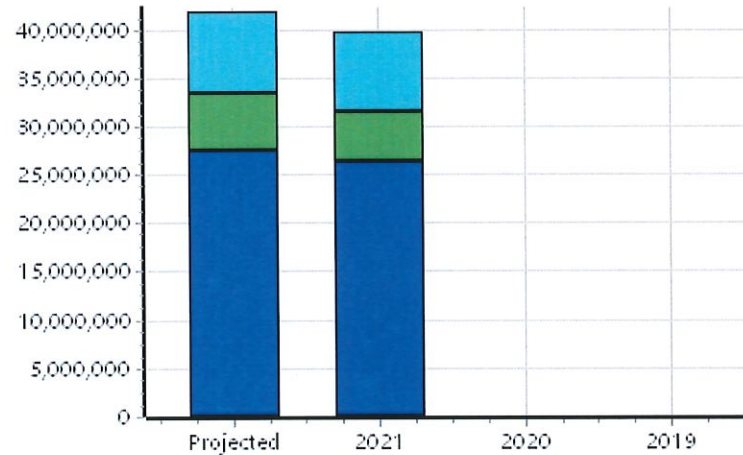
\* Public Service Protests Values are not included on this report.

Real	Count	Value
Agricultural	1,492	8,995,620
Commercial	104	1,204,385
Residential	2,487	19,205,232
<b>Total Real Value</b>	<b>4,083</b>	<b>29,405,237</b>
Homestead	1,021	1,086,664
Veteran	38	719,347
Other	0	0
<b>Total Exempt</b>	<b>1,131</b>	<b>1,806,011</b>



<b>TIF Increment Value</b>		
<b>Net Assessed</b>		<b>27,599,226</b>
<b>Net Assessed Under Protest</b>		
Senior Freeze	130	487,437
Capped Parcels	1,192	3,931,168

Personal	Count	Value
Agricultural	354	832,167
Commercial	106	4,438,525
Mobile Home	214	592,955
<b>Total Personal</b>	<b>674</b>	<b>5,863,647</b>
<b>Total Exempt</b>	<b>1</b>	<b>1,606</b>



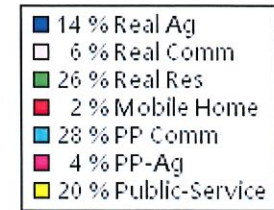
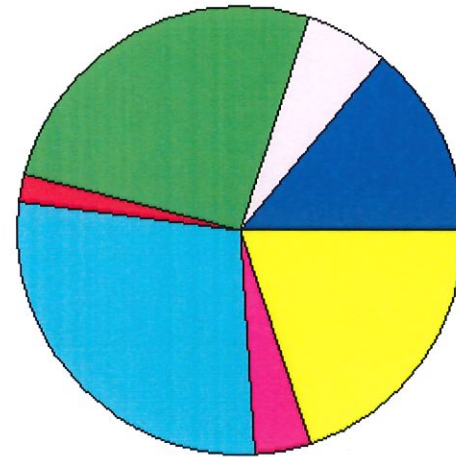
<b>TIF Increment Value</b>		
<b>Net Assessed</b>		<b>5,862,041</b>
<b>Net Assessed Under Protest</b>		

Public Service	Count	Value
<b>Total PS Value</b>	<b>43</b>	<b>8,372,465</b>
<b>TIF Increment Value</b>		
<b>Net Assessed</b>		<b>8,372,465</b>

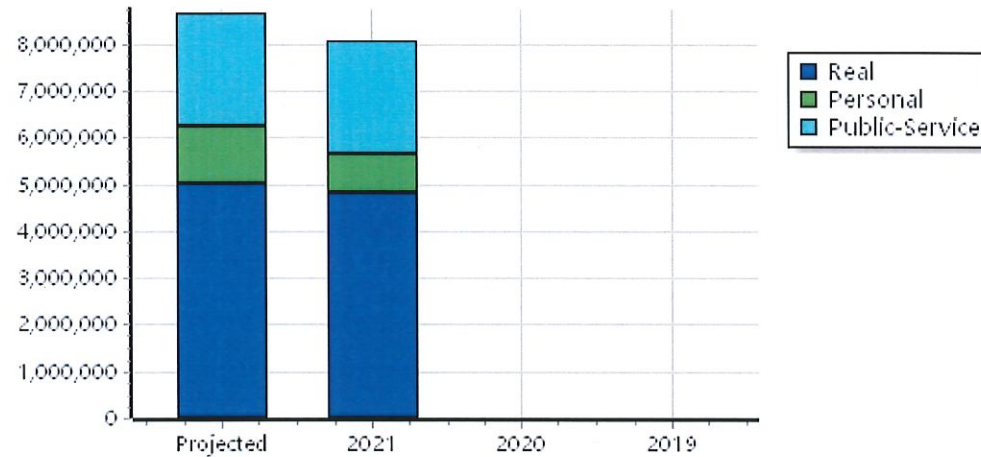
District Totals	
Total Gross Value	43,641,349
Homestead Loss	1,086,664
Other Exemption Loss	720,953
<b>TIF Increment Value</b>	
<b>Retained TIF Value</b>	
<b>Net Assessed Value</b>	<b>41,833,732</b>
<b>Net Assessed Under Protest</b>	

\* Public Service Protests Values are not included on this report.

Real	Count	Value
Agricultural	329	1,756,537
Commercial	23	647,981
Residential	515	3,093,209
<b>Total Real Value</b>	<b>867</b>	<b>5,497,727</b>
Homestead	219	229,734
Veteran	17	261,955
Other	0	0
<b>Total Exempt</b>	<b>248</b>	<b>491,689</b>
<b>TIF Increment Value</b>		<b>267,746</b>
<b>Net Assessed</b>		<b>4,738,292</b>
<b>Net Assessed Under Protest</b>		
Senior Freeze	24	79,195
Capped Parcels	310	1,324,382



Personal	Count	Value
Agricultural	89	438,140
Commercial	27	3,273,879
Mobile Home	45	131,174
<b>Total Personal</b>	<b>161</b>	<b>3,843,193</b>
<b>Total Exempt</b>	<b>1</b>	<b>2,602,870</b>
<b>TIF Increment Value</b>		<b>879,889</b>
<b>Net Assessed</b>		<b>360,434</b>
<b>Net Assessed Under Protest</b>		
Public Service	Count	Value
<b>Total PS Value</b>	<b>22</b>	<b>2,416,226</b>
<b>TIF Increment Value</b>		<b>0</b>
<b>Net Assessed</b>		<b>2,416,226</b>


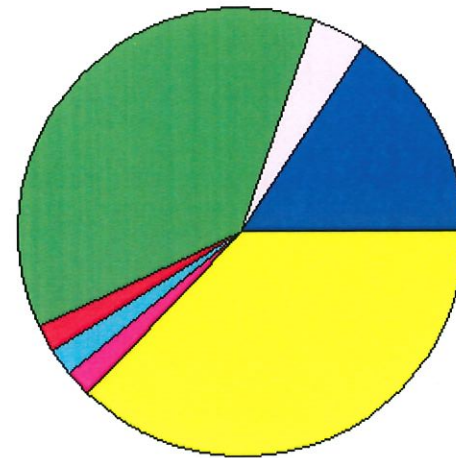


District Totals	
Total Gross Value	11,757,146
Homestead Loss	229,734
Other Exemption Loss	2,864,825
<b>TIF Increment Value</b>	<b>1,147,635</b>
<b>Retained TIF Value</b>	
<b>Net Assessed Value</b>	<b>7,514,952</b>
<b>Net Assessed Under Protest</b>	

\* Public Service Protests Values are not included on this report.

TIF Project Summary						
Code	Description	Expires	Base Value	Increment Value	Retained Inc	Total Value
5	I-5 Rural Bav	9999	1,186	16,432		17,618
7	OK-I5 City Bav	9999	30,869	1,131,203		1,162,497
<b>Total TIF Valuation :</b>			<b>32,055</b>	<b>1,147,635</b>	<b>0</b>	<b>1,180,115</b>

Real	Count	Value
Agricultural	185	763,255
Commercial	12	161,700
Residential	540	1,936,699
<b>Total Real Value</b>	<b>737</b>	<b>2,861,654</b>
Homestead	203	215,515
Veteran	10	81,318
Other	0	0
<b>Total Exempt</b>	<b>232</b>	<b>296,833</b>

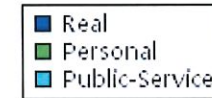
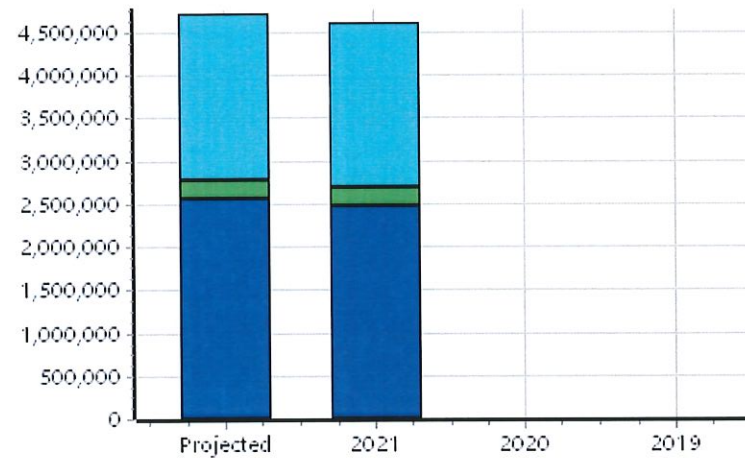


<b>TIF Increment Value</b>	
<b>Net Assessed</b>	<b>2,564,821</b>
<b>Net Assessed Under Protest</b>	
Senior Freeze	32 97,149
Capped Parcels	425 940,437

Personal	Count	Value
Agricultural	44	79,556
Commercial	16	59,218
Mobile Home	38	85,285
<b>Total Personal</b>	<b>98</b>	<b>224,059</b>
<b>Total Exempt</b>	<b>1</b>	<b>3,840</b>

<b>TIF Increment Value</b>	
<b>Net Assessed</b>	<b>220,219</b>
<b>Net Assessed Under Protest</b>	

Public Service	Count	Value
<b>Total PS Value</b>	<b>20</b>	<b>1,928,499</b>
<b>TIF Increment Value</b>		
<b>Net Assessed</b>		<b>1,928,499</b>



District Totals	
Total Gross Value	5,014,212
Homestead Loss	215,515
Other Exemption Loss	85,158
<b>TIF Increment Value</b>	
<b>Retained TIF Value</b>	
<b>Net Assessed Value</b>	<b>4,713,539</b>
<b>Net Assessed Under Protest</b>	

\* Public Service Protests Values are not included on this report.



Real	Count	Value
Agricultural	303	1,996,914
Commercial	1	5,723
Residential	297	2,286,143
<b>Total Real Value</b>	<b>601</b>	<b>4,288,780</b>
Homestead	180	191,000
Veteran	14	172,691
Other	0	0
<b>Total Exempt</b>	<b>205</b>	<b>363,691</b>

**TIF Increment Value**

**Net Assessed 3,925,089**

**Net Assessed Under Protest**

Senior Freeze	29	157,012
Capped Parcels	307	1,058,617

Personal	Count	Value
Agricultural	79	175,958
Commercial	5	37,028
Mobile Home	34	80,740
<b>Total Personal</b>	<b>118</b>	<b>293,726</b>
<b>Total Exempt</b>	<b>1</b>	<b>6,593</b>

**TIF Increment Value**

**Net Assessed 287,133**

**Net Assessed Under Protest**

Public Service	Count	Value
<b>Total PS Value</b>	<b>15</b>	<b>3,729,858</b>

**TIF Increment Value**

**Net Assessed 3,729,858**

**District Totals**

Total Gross Value	8,312,364
Homestead Loss	191,000
Other Exemption Loss	179,284

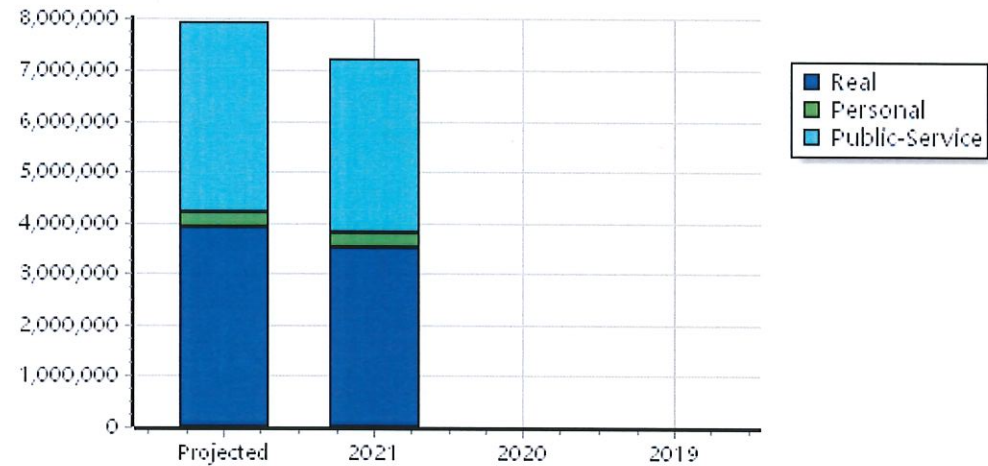
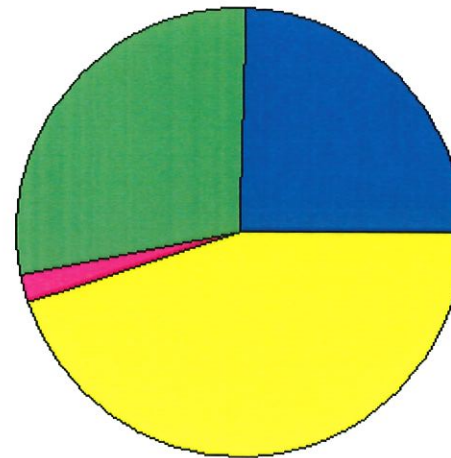
**TIF Increment Value**

**Retained TIF Value**

**Net Assessed Value 7,942,080**

**Net Assessed Under Protest**

\* Public Service Protests Values are not included on this report.



Real	Count	Value
Agricultural	150	660,481
Commercial	12	51,496
Residential	949	2,550,233
<b>Total Real Value</b>	<b>1,111</b>	<b>3,262,210</b>
Homestead	253	281,757
Veteran	17	129,127
Other	0	0
<b>Total Exempt</b>	<b>307</b>	<b>410,884</b>

**TIF Increment Value**

**Net Assessed 2,851,326**

**Net Assessed Under Protest**

Senior Freeze	49	139,844
Capped Parcels	528	1,470,872

Personal	Count	Value
Agricultural	40	70,885
Commercial	14	80,507
Mobile Home	55	104,901
<b>Total Personal</b>	<b>109</b>	<b>256,293</b>
<b>Total Exempt</b>	<b>0</b>	<b>0</b>

**TIF Increment Value**

**Net Assessed 256,293**

**Net Assessed Under Protest**

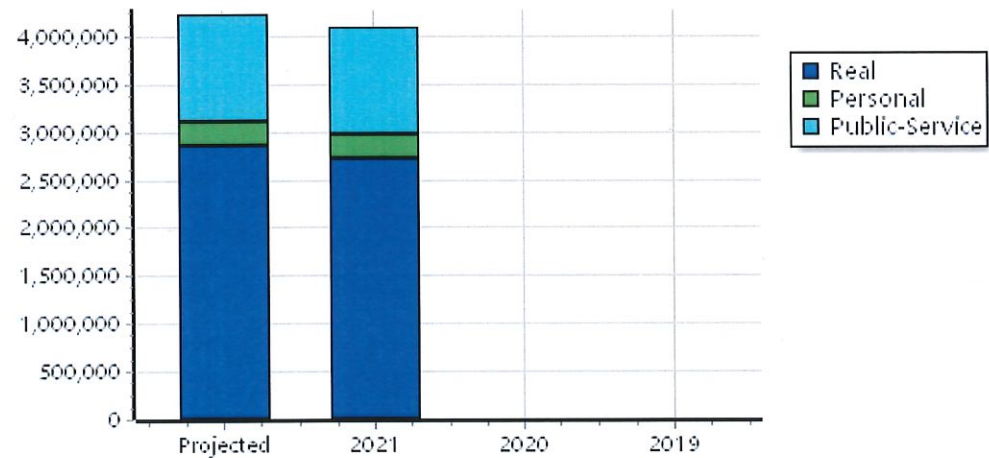
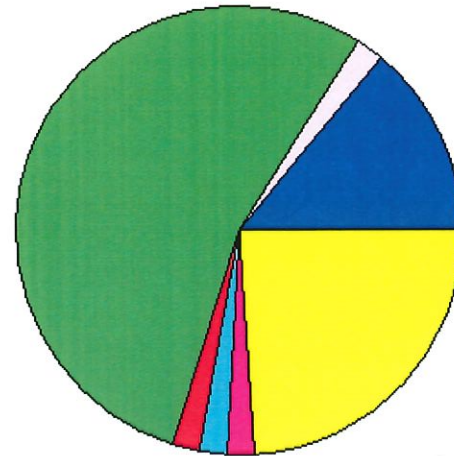
Public Service	Count	Value
<b>Total PS Value</b>	<b>21</b>	<b>1,123,099</b>
<b>TIF Increment Value</b>		
<b>Net Assessed</b>		<b>1,123,099</b>

**District Totals**

Total Gross Value	4,641,602
Homestead Loss	281,757
Other Exemption Loss	129,127
<b>TIF Increment Value</b>	
<b>Retained TIF Value</b>	
<b>Net Assessed Value</b>	<b>4,230,718</b>

**Net Assessed Under Protest**

\* Public Service Protests Values are not included on this report.



Real	Count	Value
Agricultural	171	1,262,698
Commercial	0	0
Residential	736	5,773,934
<b>Total Real Value</b>	<b>907</b>	<b>7,036,632</b>
Homestead	271	282,720
Veteran	13	233,725
Other	0	0
<b>Total Exempt</b>	<b>296</b>	<b>516,445</b>

**TIF Increment Value**

**Net Assessed 6,520,187**

**Net Assessed Under Protest**

Senior Freeze	33	90,276
Capped Parcels	298	1,046,276

Personal	Count	Value
Agricultural	54	123,011
Commercial	23	84,088
Mobile Home	94	313,249
<b>Total Personal</b>	<b>171</b>	<b>520,348</b>
<b>Total Exempt</b>	<b>1</b>	<b>2,000</b>

**TIF Increment Value**

**Net Assessed 518,348**

**Net Assessed Under Protest**

Public Service	Count	Value
<b>Total PS Value</b>	<b>12</b>	<b>438,221</b>

**TIF Increment Value**

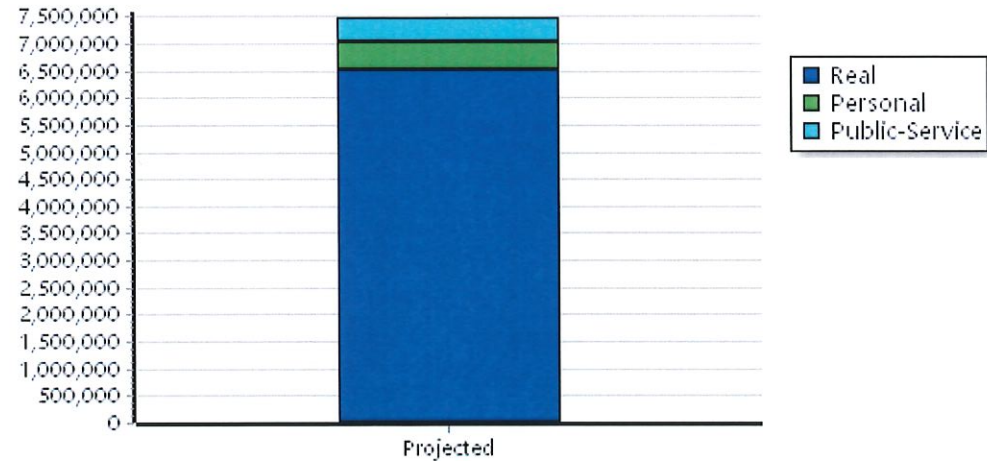
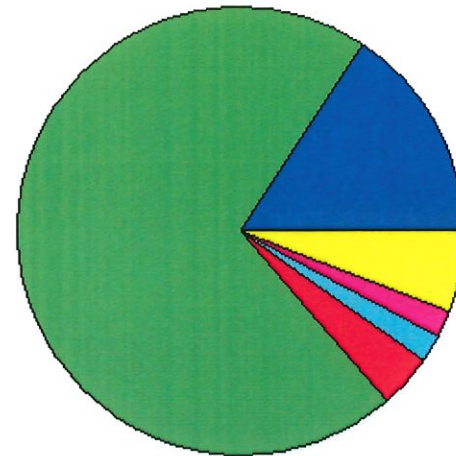
**Net Assessed 438,221**

**District Totals**


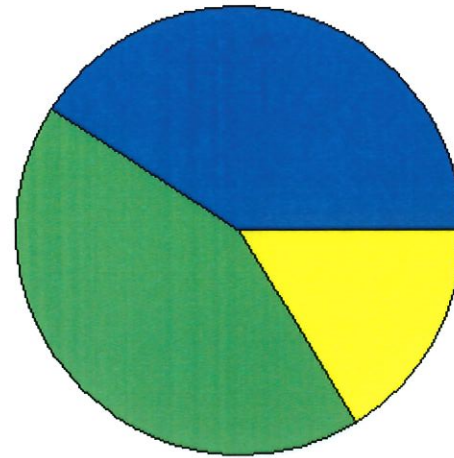
Total Gross Value	7,995,201
Homestead Loss	282,720
Other Exemption Loss	235,725
<b>TIF Increment Value</b>	
<b>Retained TIF Value</b>	
<b>Net Assessed Value</b>	<b>7,476,756</b>

**Net Assessed Under Protest**

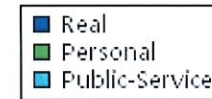
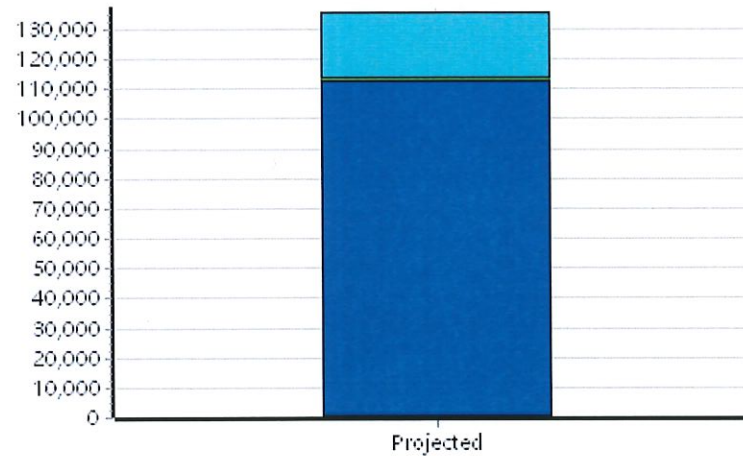
\* Public Service Protests Values are not included on this report.



Real	Count	Value
Agricultural	13	57,592
Commercial	0	0
Residential	7	60,223
<b>Total Real Value</b>	<b>20</b>	<b>117,815</b>
Homestead	5	5,000
Veteran	0	0
Other	0	0
<b>Total Exempt</b>	<b>5</b>	<b>5,000</b>
<b>TIF Increment Value</b>		
<b>Net Assessed</b>		<b>112,815</b>
<b>Net Assessed Under Protest</b>		
Senior Freeze	1	2,774
Capped Parcels	8	30,059



Personal	Count	Value
Agricultural	0	0
Commercial	0	0
Mobile Home	1	223
<b>Total Personal</b>	<b>1</b>	<b>223</b>
<b>Total Exempt</b>	<b>0</b>	<b>0</b>
<b>TIF Increment Value</b>		
<b>Net Assessed</b>		<b>223</b>
<b>Net Assessed Under Protest</b>		
<b>Public Service</b>		
<b>Total PS Value</b>	<b>5</b>	<b>22,473</b>
<b>TIF Increment Value</b>		
<b>Net Assessed</b>		<b>22,473</b>



<b>District Totals</b>	
Total Gross Value	140,511
Homestead Loss	5,000
Other Exemption Loss	0
<b>TIF Increment Value</b>	
<b>Retained TIF Value</b>	
<b>Net Assessed Value</b>	<b>135,511</b>
<b>Net Assessed Under Protest</b>	

\* Public Service Protests Values are not included on this report.

Real	Count	Value
Agricultural	56	225,911
Commercial	0	0
Residential	20	152,749
<b>Total Real Value</b>	<b>76</b>	<b>378,660</b>
Homestead	14	14,000
Veteran	0	0
Other	0	0
<b>Total Exempt</b>	<b>14</b>	<b>14,000</b>

**TIF Increment Value**

**Net Assessed 364,660**

**Net Assessed Under Protest**

Senior Freeze	1	0
Capped Parcels	21	30,341

Personal	Count	Value
Agricultural	8	7,876
Commercial	0	0
Mobile Home	9	29,077
<b>Total Personal</b>	<b>17</b>	<b>36,953</b>
<b>Total Exempt</b>	<b>0</b>	<b>0</b>

**TIF Increment Value**

**Net Assessed 36,953**

**Net Assessed Under Protest**

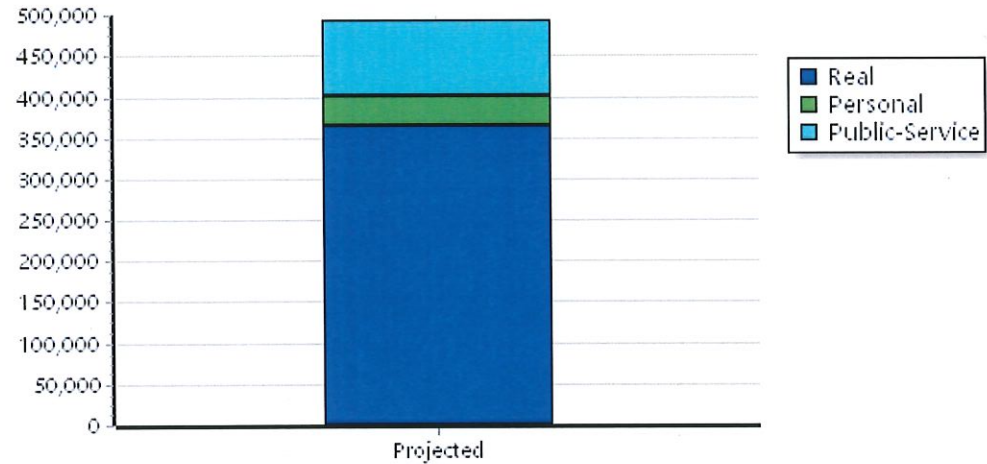
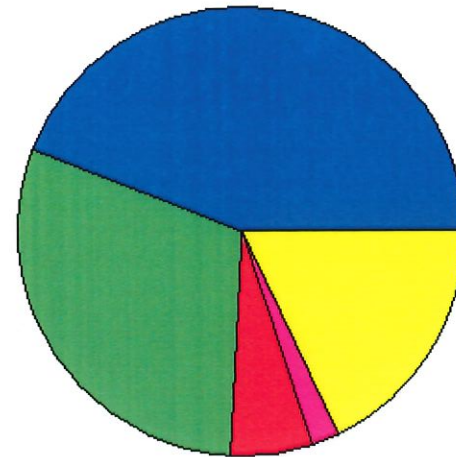
Public Service	Count	Value
<b>Total PS Value</b>	<b>5</b>	<b>92,136</b>
<b>TIF Increment Value</b>		
<b>Net Assessed</b>		<b>92,136</b>

**District Totals**

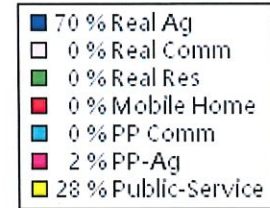
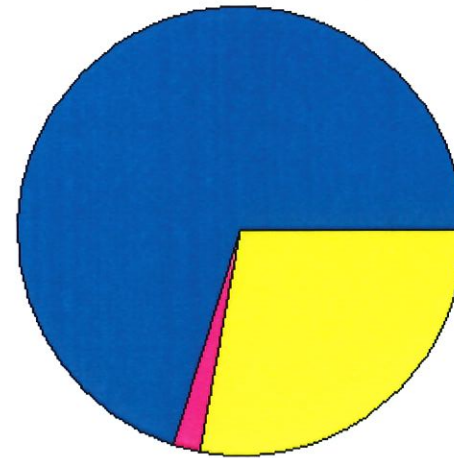
Total Gross Value	507,749
Homestead Loss	14,000
Other Exemption Loss	0
<b>TIF Increment Value</b>	
<b>Retained TIF Value</b>	
<b>Net Assessed Value</b>	<b>493,749</b>

**Net Assessed Under Protest**

\* Public Service Protests Values are not included on this report.

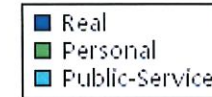
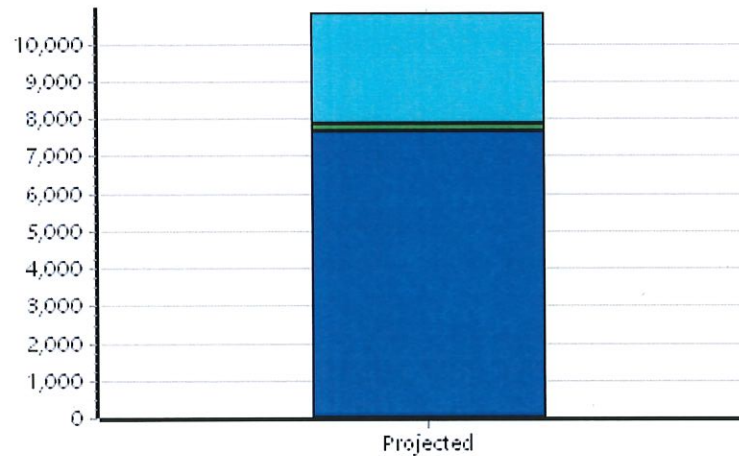


Real	Count	Value
Agricultural	6	7,635
Commercial	0	0
Residential	1	15
<b>Total Real Value</b>	<b>7</b>	<b>7,650</b>
Homestead	0	0
Veteran	0	0
Other	0	0
<b>Total Exempt</b>	<b>0</b>	<b>0</b>



<b>TIF Increment Value</b>		
<b>Net Assessed</b>		<b>7,650</b>
<b>Net Assessed Under Protest</b>		
Senior Freeze	0	0
Capped Parcels	0	0

Personal	Count	Value
Agricultural	1	235
Commercial	0	0
Mobile Home	0	0
<b>Total Personal</b>	<b>1</b>	<b>235</b>
<b>Total Exempt</b>	<b>0</b>	<b>0</b>



<b>TIF Increment Value</b>		
<b>Net Assessed</b>		<b>235</b>
<b>Net Assessed Under Protest</b>		

Public Service	Count	Value
<b>Total PS Value</b>	<b>1</b>	<b>2,946</b>
<b>TIF Increment Value</b>		
<b>Net Assessed</b>		<b>2,946</b>

District Totals	
Total Gross Value	10,831
Homestead Loss	0
Other Exemption Loss	0
<b>TIF Increment Value</b>	
<b>Retained TIF Value</b>	
<b>Net Assessed Value</b>	<b>10,831</b>
<b>Net Assessed Under Protest</b>	

\* Public Service Protests Values are not included on this report.

Real	Count	Value
Agricultural	91	287,914
Commercial	0	0
Residential	104	308,357
<b>Total Real Value</b>	<b>195</b>	<b>596,271</b>
Homestead	33	37,000
Veteran	1	8,665
Other	0	0
<b>Total Exempt</b>	<b>38</b>	<b>45,665</b>

**TIF Increment Value**

**Net Assessed 550,606**

**Net Assessed Under Protest**

Senior Freeze	5	25,979
Capped Parcels	109	184,965

Personal	Count	Value
Agricultural	11	28,874
Commercial	2	2,353
Mobile Home	5	15,152
<b>Total Personal</b>	<b>18</b>	<b>46,379</b>
<b>Total Exempt</b>	<b>1</b>	<b>2,000</b>

**TIF Increment Value**

**Net Assessed 44,379**

**Net Assessed Under Protest**

Public Service	Count	Value
<b>Total PS Value</b>	<b>8</b>	<b>780,509</b>

**TIF Increment Value**

**Net Assessed 780,509**

**District Totals**

Total Gross Value	1,423,159
Homestead Loss	37,000
Other Exemption Loss	10,665

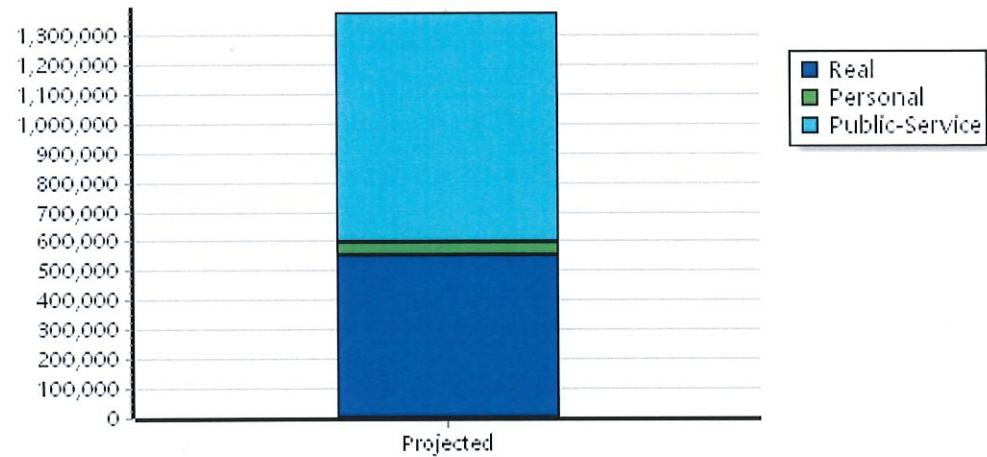
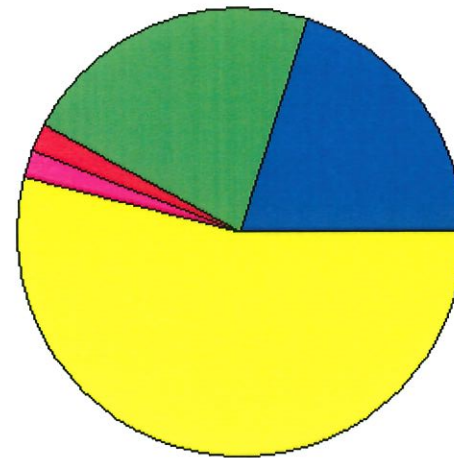
**TIF Increment Value**

**Retained TIF Value**

**Net Assessed Value 1,375,494**

**Net Assessed Under Protest**

\* Public Service Protests Values are not included on this report.



Real	Count	Value
Agricultural	52	509,014
Commercial	0	0
Residential	216	2,369,655
<b>Total Real Value</b>	<b>268</b>	<b>2,878,669</b>
Homestead	84	86,000
Veteran	2	33,714
Other	0	0
<b>Total Exempt</b>	<b>88</b>	<b>119,714</b>

**TIF Increment Value**

**Net Assessed 2,758,955**

**Net Assessed Under Protest**

Senior Freeze	7	28,920
Capped Parcels	73	180,769

Personal	Count	Value
Agricultural	17	34,365
Commercial	5	1,032,828
Mobile Home	8	26,440
<b>Total Personal</b>	<b>30</b>	<b>1,093,633</b>
<b>Total Exempt</b>	<b>0</b>	<b>0</b>

**TIF Increment Value**

**Net Assessed 1,093,633**

**Net Assessed Under Protest**

Public Service	Count	Value
<b>Total PS Value</b>	<b>9</b>	<b>392,012</b>

**TIF Increment Value**

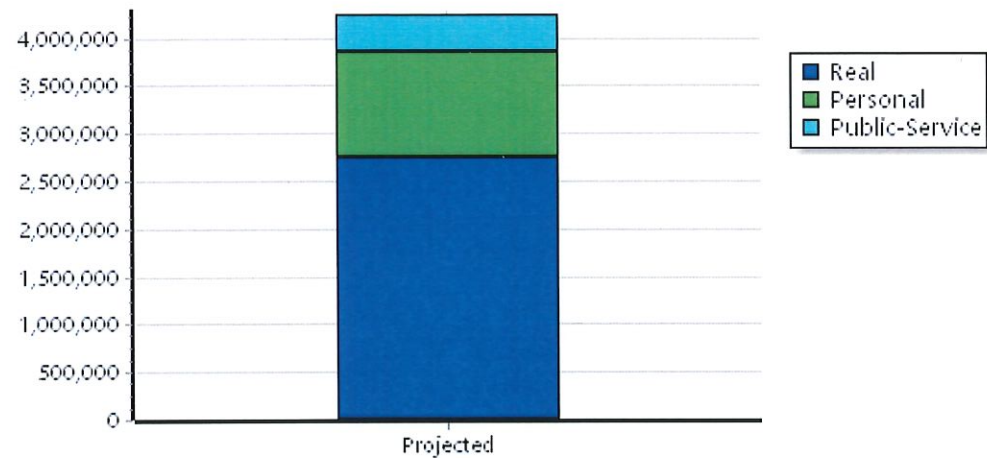
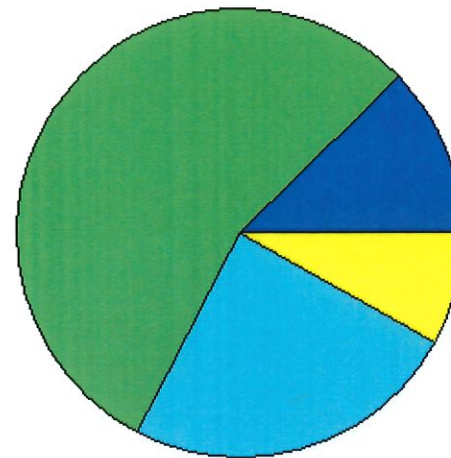
**Net Assessed 392,012**

**District Totals**

Total Gross Value	4,364,314
Homestead Loss	86,000
Other Exemption Loss	33,714
<b>TIF Increment Value</b>	
<b>Retained TIF Value</b>	
<b>Net Assessed Value</b>	<b>4,244,600</b>

**Net Assessed Under Protest**

\* Public Service Protests Values are not included on this report.





Real	Count	Value
Agricultural	72	432,434
Commercial	0	0
Residential	37	209,962
<b>Total Real Value</b>	<b>109</b>	<b>642,396</b>
Homestead	29	33,000
Veteran	0	0
Other	0	0
<b>Total Exempt</b>	<b>33</b>	<b>33,000</b>

**TIF Increment Value**

**Net Assessed 609,396**

**Net Assessed Under Protest**

Senior Freeze	2	5,287
Capped Parcels	55	283,684

Personal	Count	Value
Agricultural	14	27,643
Commercial	0	0
Mobile Home	6	26,985
<b>Total Personal</b>	<b>20</b>	<b>54,628</b>
<b>Total Exempt</b>	<b>0</b>	<b>0</b>

**TIF Increment Value**

**Net Assessed 54,628**

**Net Assessed Under Protest**

Public Service	Count	Value
<b>Total PS Value</b>	<b>6</b>	<b>142,236</b>

**TIF Increment Value**

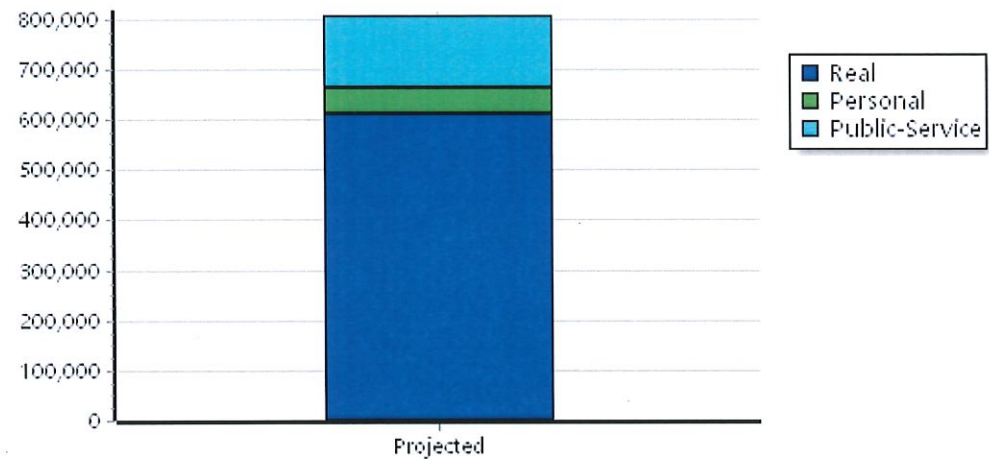
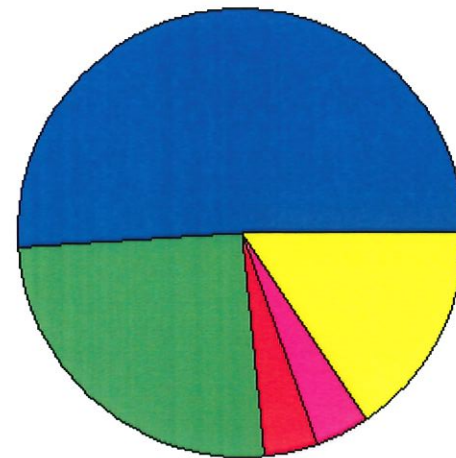
**Net Assessed 142,236**

**District Totals**

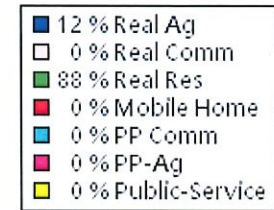
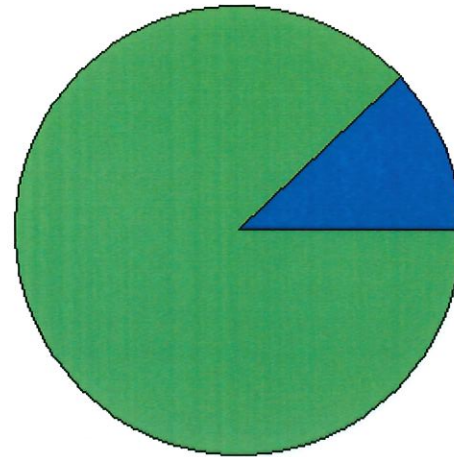
Total Gross Value	839,260
Homestead Loss	33,000
Other Exemption Loss	0
<b>TIF Increment Value</b>	
<b>Retained TIF Value</b>	
<b>Net Assessed Value</b>	<b>806,260</b>

**Net Assessed Under Protest**

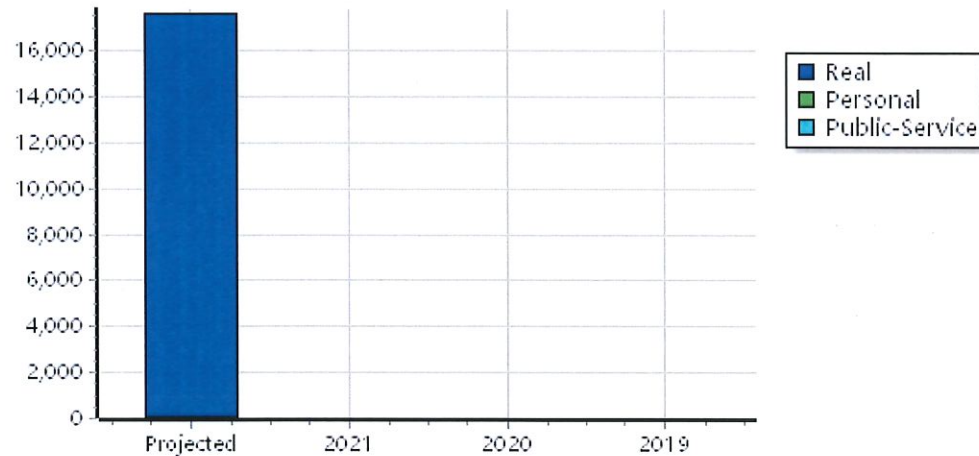
\* Public Service Protests Values are not included on this report.



Real	Count	Value
Agricultural	3	2,296
Commercial	0	0
Residential	1	16,322
<b>Total Real Value</b>	<b>4</b>	<b>18,618</b>
Homestead	1	1,000
Veteran	0	0
Other	0	0
<b>Total Exempt</b>	<b>1</b>	<b>1,000</b>
<b>TIF Base/Retained Value</b>		<b>1,186</b>
<b>Net Assessed</b>		<b>16,432</b>
<b>Net Assessed Under Protest</b>		
Senior Freeze	0	0
Capped Parcels	2	3,214



Personal	Count	Value
Agricultural	0	0
Commercial	0	0
Mobile Home	0	0
<b>Total Personal</b>	<b>0</b>	<b>0</b>
<b>Total Exempt</b>	<b>0</b>	<b>0</b>
<b>TIF Base/Retained Value</b>		<b>0</b>
<b>Net Assessed</b>		<b>0</b>
<b>Net Assessed Under Protest</b>		
<b>Public Service</b>	<b>Count</b>	<b>Value</b>
<b>Total PS Value</b>	<b>0</b>	<b>0</b>
<b>TIF Base/Retained Value</b>		<b>0</b>
<b>Net Assessed</b>		<b>0</b>

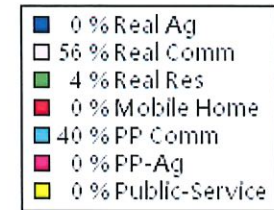
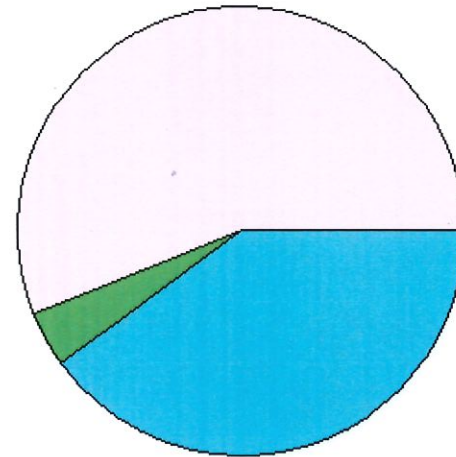


District Totals	
Total Gross Value	18,618
Homestead Loss	1,000
Other Exemption Loss	0
<b>TIF Base Value</b>	<b>1,186</b>
<b>Base Retained Value</b>	
<b>Net Assessed Value</b>	<b>16,432</b>
<b>Net Assessed Under Protest</b>	

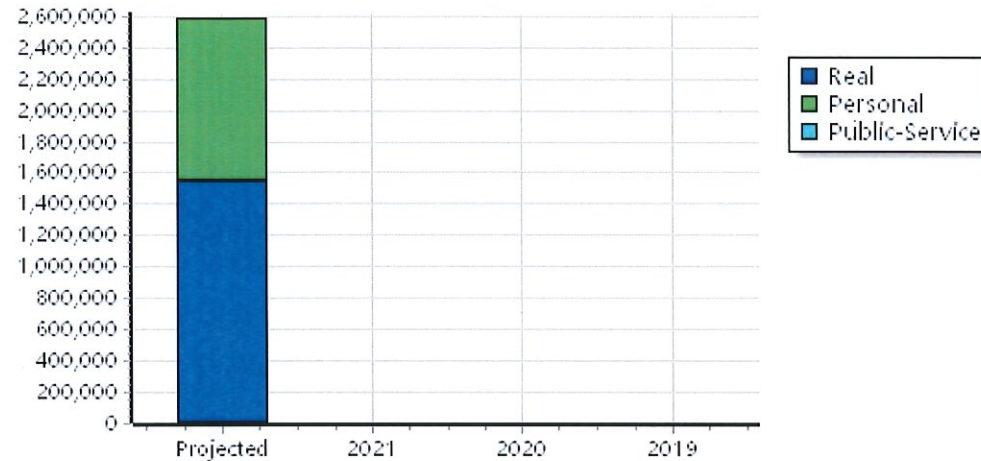
\* Public Service Protests Values are not included on this report.

TIF Project Summary						
Code	Description	Expires	Base Value	Increment Value	Retained Inc	Total Value
5	I-5 Rural Bav	9999	1,186	16,432		17,618
<b>Total TIF Valuation :</b>			<b>1,186</b>	<b>16,432</b>	<b>0</b>	<b>17,618</b>

Real	Count	Value
Agricultural	1	739
Commercial	10	1,460,247
Residential	29	96,970
<b>Total Real Value</b>	<b>40</b>	<b>1,557,956</b>
Homestead	10	12,000
Veteran	1	3,075
Other	0	0
<b>Total Exempt</b>	<b>13</b>	<b>15,075</b>
<b>TIF Base/Retained Value</b>		<b>67,442</b>
<b>Net Assessed</b>		<b>1,475,439</b>
<b>Net Assessed Under Protest</b>		
Senior Freeze	2	2,417
Capped Parcels	47	659,773



Personal	Count	Value
Agricultural	0	0
Commercial	8	1,042,757
Mobile Home	0	0
<b>Total Personal</b>	<b>8</b>	<b>1,042,757</b>
<b>Total Exempt</b>	<b>0</b>	<b>0</b>
<b>TIF Base/Retained Value</b>		<b>0</b>
<b>Net Assessed</b>		<b>1,042,757</b>
<b>Net Assessed Under Protest</b>		
<b>Public Service</b>	<b>Count</b>	<b>Value</b>
<b>Total PS Value</b>	<b>0</b>	<b>0</b>
<b>TIF Base/Retained Value</b>		<b>0</b>
<b>Net Assessed</b>		<b>0</b>

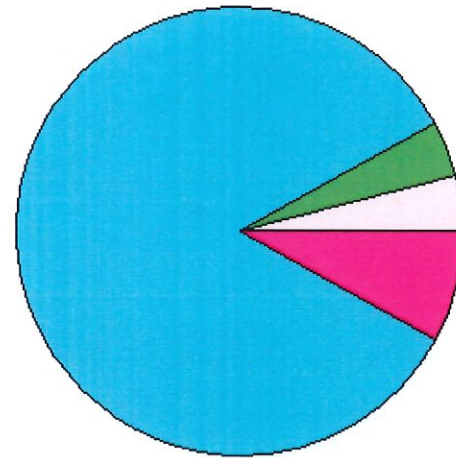


District Totals	
Total Gross Value	2,600,713
Homestead Loss	12,000
Other Exemption Loss	3,075
<b>TIF Base Value</b>	<b>67,442</b>
<b>Base Retained Value</b>	
<b>Net Assessed Value</b>	<b>2,518,196</b>
<b>Net Assessed Under Protest</b>	

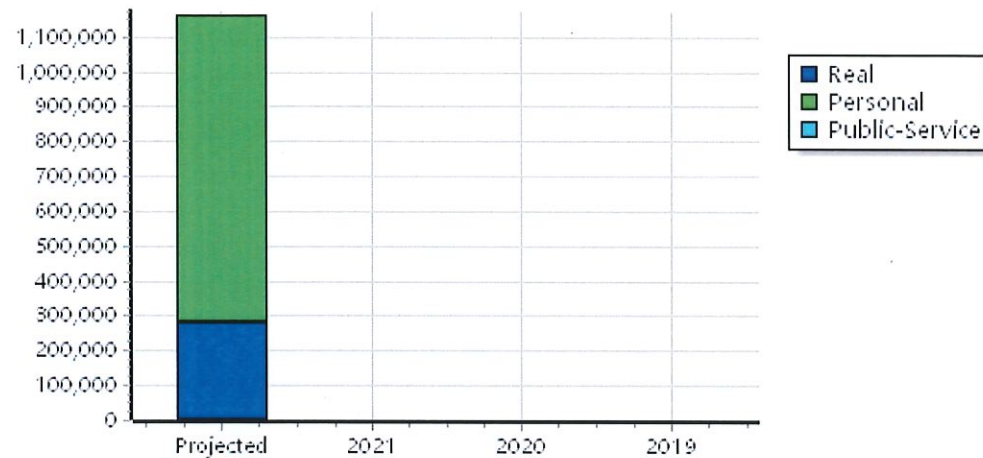
\* Public Service Protests Values are not included on this report.

TIF Project Summary						
Code	Description	Expires	Base Value	Increment Value	Retained Inc	Total Value
6	OK-I1 City Bav	9999	67,442	2,297,023		2,585,638
<b>Total TIF Valuation :</b>			<b>67,442</b>	<b>2,297,023</b>	<b>0</b>	<b>2,585,638</b>

Real	Count	Value
Agricultural	1	307
Commercial	8	172,318
Residential	15	122,339
<b>Total Real Value</b>	<b>24</b>	<b>294,964</b>
Homestead	4	5,000
Veteran	1	7,781
Other	0	0
<b>Total Exempt</b>	<b>6</b>	<b>12,781</b>
<b>TIF Base/Retained Value</b>		<b>30,869</b>
<b>Net Assessed</b>		<b>251,314</b>
<b>Net Assessed Under Protest</b>		
Senior Freeze	1	2,193
Capped Parcels	17	383,805



Personal	Count	Value
Agricultural	1	276,307
Commercial	3	3,206,877
Mobile Home	0	0
<b>Total Personal</b>	<b>4</b>	<b>3,483,184</b>
<b>Total Exempt</b>	<b>1</b>	<b>2,602,870</b>
<b>TIF Base/Retained Value</b>		<b>0</b>
<b>Net Assessed</b>		<b>880,314</b>
<b>Net Assessed Under Protest</b>		
<b>Public Service</b>	<b>Count</b>	<b>Value</b>
<b>Total PS Value</b>	<b>0</b>	<b>0</b>
<b>TIF Base/Retained Value</b>		<b>0</b>
<b>Net Assessed</b>		<b>0</b>



District Totals	
Total Gross Value	3,778,148
Homestead Loss	5,000
Other Exemption Loss	2,610,651
<b>TIF Base Value</b>	<b>30,869</b>
<b>Base Retained Value</b>	
<b>Net Assessed Value</b>	<b>1,131,628</b>
<b>Net Assessed Under Protest</b>	

\* Public Service Protests Values are not included on this report.

TIF Project Summary						
Code	Description	Expires	Base Value	Increment Value	Retained Inc	Total Value
7	OK-I5 City Bav	9999	30,869	1,131,203		1,162,497
<b>Total TIF Valuation :</b>			<b>30,869</b>	<b>1,131,203</b>	<b>0</b>	<b>1,162,497</b>

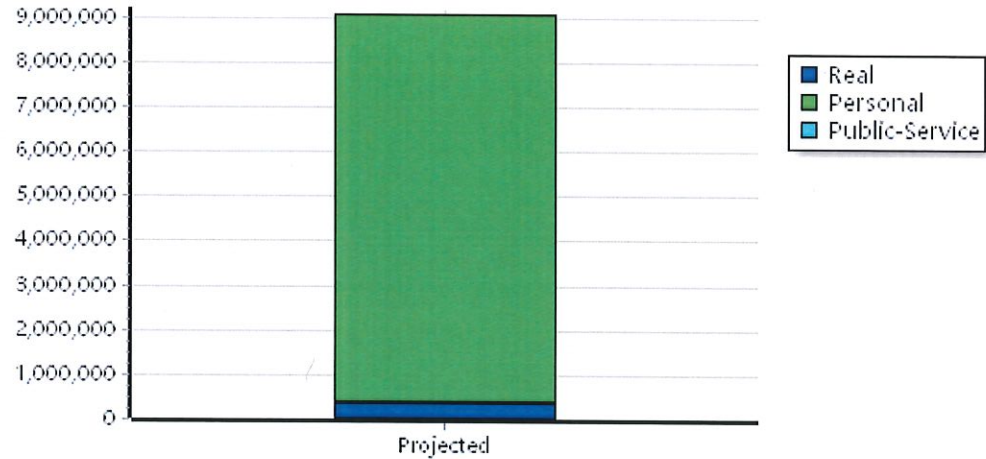
Real	Count	Value
Agricultural	1	460
Commercial	1	391,372
Residential	0	0
<b>Total Real Value</b>	<b>2</b>	<b>391,832</b>
Homestead	0	0
Veteran	0	0
Other	0	0
<b>Total Exempt</b>	<b>0</b>	<b>0</b>
<b>TIF Base/Retained Value</b>		<b>393,632</b>
<b>Net Assessed</b>		<b>-1,800</b>
<b>Net Assessed Under Protest</b>		
Senior Freeze	0	0
Capped Parcels	0	0

Personal	Count	Value
Agricultural	1	63,321
Commercial	4	11,567,772
Mobile Home	0	0
<b>Total Personal</b>	<b>5</b>	<b>11,631,093</b>
<b>Total Exempt</b>	<b>1</b>	<b>2,953,751</b>
<b>TIF Base/Retained Value</b>		<b>9,577,058</b>
<b>Net Assessed</b>		<b>-899,716</b>
<b>Net Assessed Under Protest</b>		

Public Service	Count	Value
<b>Total PS Value</b>	<b>0</b>	<b>0</b>
<b>TIF Base/Retained Value</b>		
<b>Net Assessed</b>		<b>0</b>

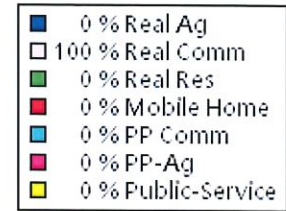

District Totals	
Total Gross Value	12,022,925
Homestead Loss	0
Other Exemption Loss	2,953,751
<b>TIF Base Value</b>	<b>9,970,690</b>
<b>Base Retained Value</b>	
<b>Net Assessed Value</b>	<b>-901,516</b>
<b>Net Assessed Under Protest</b>	

\* Public Service Protests Values are not included on this report.

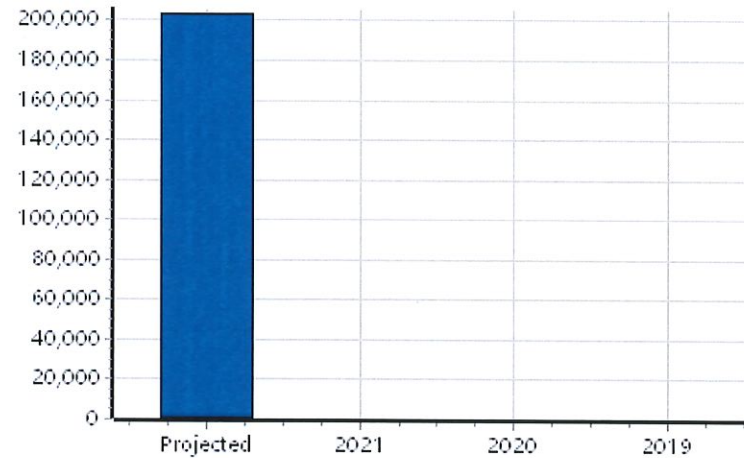


TIF Project Summary						
Code	Description	Expires	Base Value	Increment Value	Retained Inc	Total Value
101	I-1 Increment District 1	2044	9,970,690	-901,516		9,069,174
<b>Total TIF Valuation :</b>			<b>9,970,690</b>	<b>-901,516</b>	<b>0</b>	<b>9,069,174</b>

Real	Count	Value
Agricultural	1	78
Commercial	1	203,099
Residential	0	0
<b>Total Real Value</b>	<b>2</b>	<b>203,177</b>
Homestead	0	0
Veteran	0	0
Other	0	0
<b>Total Exempt</b>	<b>0</b>	<b>0</b>
<b>TIF Base/Retained Value</b>		<b>24,381</b>
<b>Net Assessed</b>		<b>178,796</b>
<b>Net Assessed Under Protest</b>		
Senior Freeze	1	253,680
Capped Parcels	1	720



Personal	Count	Value
Agricultural	0	0
Commercial	0	0
Mobile Home	0	0
<b>Total Personal</b>	<b>0</b>	<b>0</b>
<b>Total Exempt</b>	<b>0</b>	<b>0</b>
<b>TIF Base/Retained Value</b>		<b>0</b>
<b>Net Assessed</b>		<b>0</b>
<b>Net Assessed Under Protest</b>		
<b>Public Service</b>	<b>Count</b>	<b>Value</b>
<b>Total PS Value</b>	<b>0</b>	<b>0</b>
<b>TIF Base/Retained Value</b>		<b>0</b>
<b>Net Assessed</b>		<b>0</b>


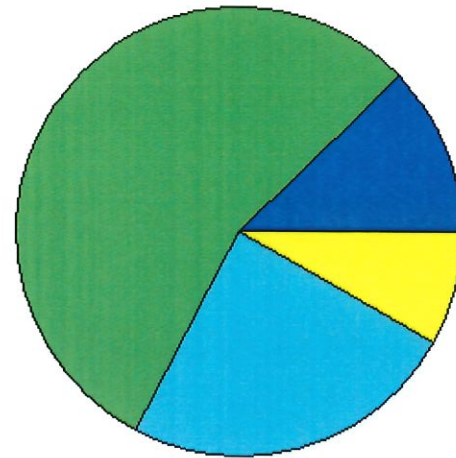


District Totals	
Total Gross Value	203,177
Homestead Loss	0
Other Exemption Loss	0
<b>TIF Base Value</b>	<b>24,381</b>
<b>Base Retained Value</b>	
<b>Net Assessed Value</b>	<b>178,796</b>
<b>Net Assessed Under Protest</b>	

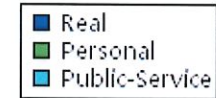
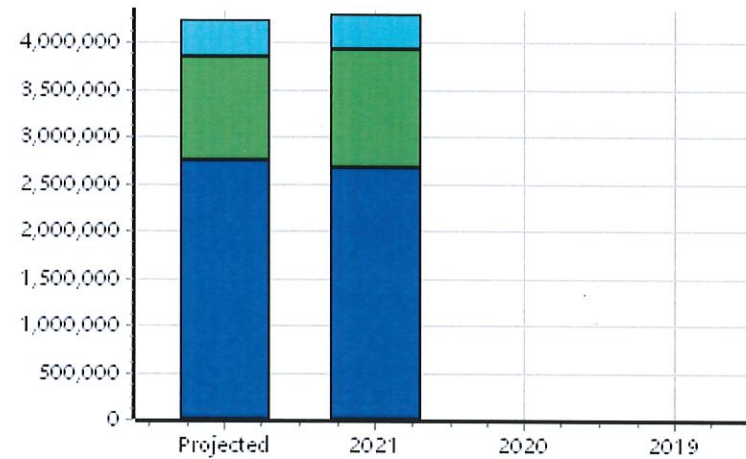
\* Public Service Protests Values are not included on this report.

TIF Project Summary						
Code	Description	Expires	Base Value	Increment Value	Retained Inc	Total Value
8	I-1Rural Bav	9999	24,381	178,796		203,177
<b>Total TIF Valuation :</b>			<b>24,381</b>	<b>178,796</b>	<b>0</b>	<b>203,177</b>

Real	Count	Value
Agricultural	52	509,014
Commercial	0	0
Residential	216	2,369,655
<b>Total Real Value</b>	<b>268</b>	<b>2,878,669</b>
Homestead	84	86,000
Veteran	2	33,714
Other	0	0
<b>Total Exempt</b>	<b>88</b>	<b>119,714</b>
<b>TIF Increment Value</b>		
<b>Net Assessed</b>		<b>2,758,955</b>
<b>Net Assessed Under Protest</b>		
Senior Freeze	7	28,920
Capped Parcels	73	180,769




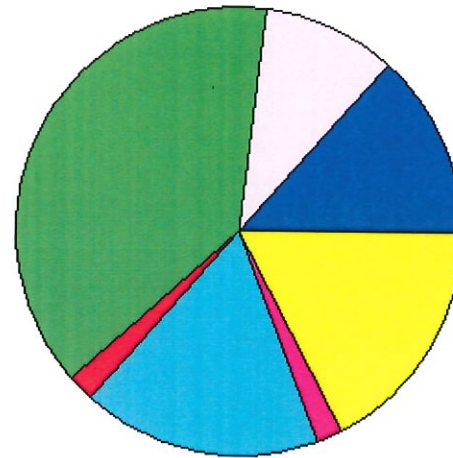
Personal	Count	Value
Agricultural	17	34,365
Commercial	5	1,032,828
Mobile Home	8	26,440
<b>Total Personal</b>	<b>30</b>	<b>1,093,633</b>
<b>Total Exempt</b>	<b>0</b>	<b>0</b>
<b>TIF Increment Value</b>		
<b>Net Assessed</b>		<b>1,093,633</b>
<b>Net Assessed Under Protest</b>		
<b>Public Service</b>		
<b>Total PS Value</b>	<b>9</b>	<b>392,012</b>
<b>TIF Increment Value</b>		
<b>Net Assessed</b>		<b>392,012</b>



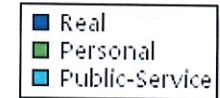
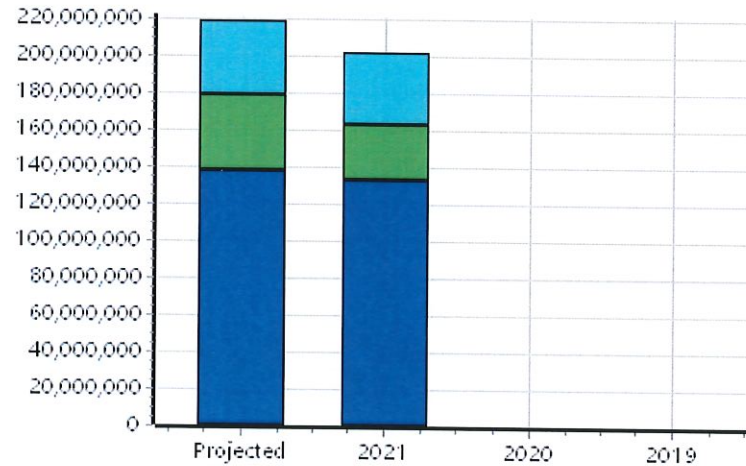
<b>District Totals</b>	
Total Gross Value	4,364,314
Homestead Loss	86,000
Other Exemption Loss	33,714
<b>TIF Increment Value</b>	
<b>Retained TIF Value</b>	
<b>Net Assessed Value</b>	<b>4,244,600</b>
<b>Net Assessed Under Protest</b>	

\* Public Service Protests Values are not included on this report.

Real	Count	Value
Agricultural	5,077	31,410,808
Commercial	1,269	21,935,608
Residential	17,589	95,407,889
<b>Total Real Value</b>	<b>23,935</b>	<b>148,754,305</b>
Homestead	6,053	6,601,116
Veteran	321	3,674,677
Other	0	0
<b>Total Exempt</b>	<b>6,987</b>	<b>10,275,793</b>
<b>TIF Increment Value</b>		<b>1,920,181</b>
<b>Net Assessed</b>		<b>136,558,331</b>
<b>Net Assessed Under Protest</b>		
Senior Freeze	1,032	3,420,007
Capped Parcels	9,216	46,460,306



Personal	Count	Value
Agricultural	1,227	3,229,397
Commercial	819	42,699,176
Mobile Home	1,046	2,436,757
<b>Total Personal</b>	<b>3,092</b>	<b>48,365,330</b>
<b>Total Exempt</b>	<b>15</b>	<b>8,305,752</b>
<b>TIF Increment Value</b>		<b>801,757</b>
<b>Net Assessed</b>		<b>39,257,821</b>
<b>Net Assessed Under Protest</b>		
Public Service	Count	Value
<b>Total PS Value</b>	<b>262</b>	<b>40,495,113</b>
<b>TIF Increment Value</b>		<b>0</b>
<b>Net Assessed</b>		<b>40,495,113</b>



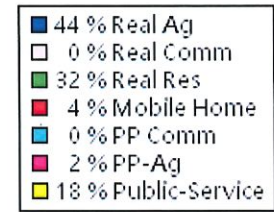
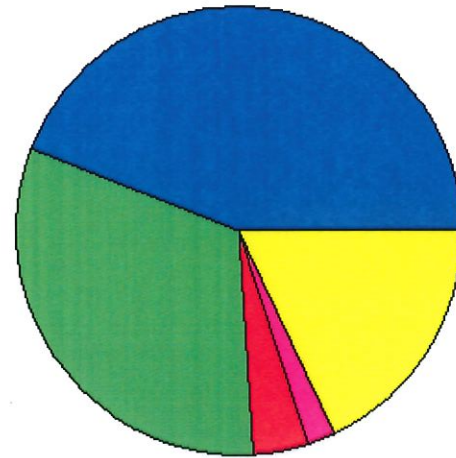
District Totals	
Total Gross Value	237,614,748
Homestead Loss	6,601,116
Other Exemption Loss	11,980,429
<b>TIF Increment Value</b>	<b>2,721,938</b>
<b>Retained TIF Value</b>	
<b>Net Assessed Value</b>	<b>216,311,265</b>
<b>Net Assessed Under Protest</b>	

\* Public Service Protests Values are not included on this report.

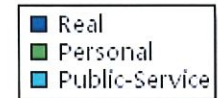
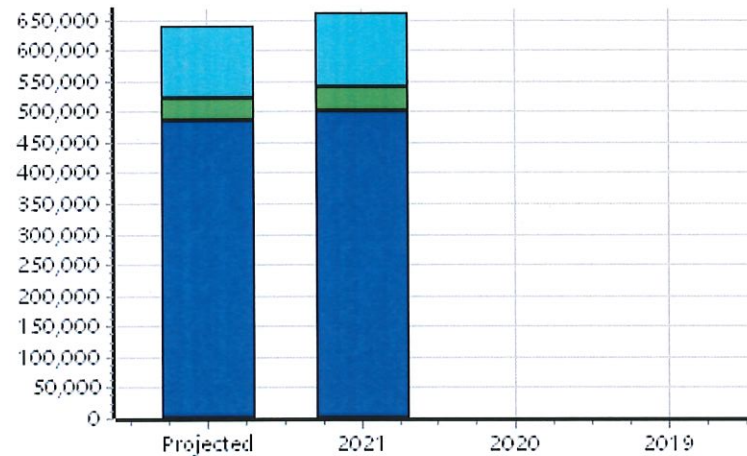
TIF Project Summary						
Code	Description	Expires	Base Value	Increment Value	Retained Inc	Total Value
5	I-5 Rural Bav	9999	1,186	16,432		17,618
6	OK-I1 City Bav	9999	67,442	2,297,023		2,585,638
7	OK-I5 City Bav	9999	30,869	1,131,203		1,162,497
8	I-1Rural Bav	9999	24,381	178,796		203,177
101	I-1 Increment District 1	2044	9,970,690	-901,516		9,069,174
<b>Total TIF Valuation :</b>			<b>10,094,568</b>	<b>2,721,938</b>	<b>0</b>	<b>13,038,104</b>



Real	Count	Value
Agricultural	75	291,138
Commercial	0	0
Residential	28	212,987
<b>Total Real Value</b>	<b>103</b>	<b>504,125</b>
Homestead	19	19,000
Veteran	0	0
Other	0	0
<b>Total Exempt</b>	<b>19</b>	<b>19,000</b>
<b>TIF Increment Value</b>		
<b>Net Assessed</b>		<b>485,125</b>
<b>Net Assessed Under Protest</b>		
Senior Freeze	2	2,774
Capped Parcels	29	60,400




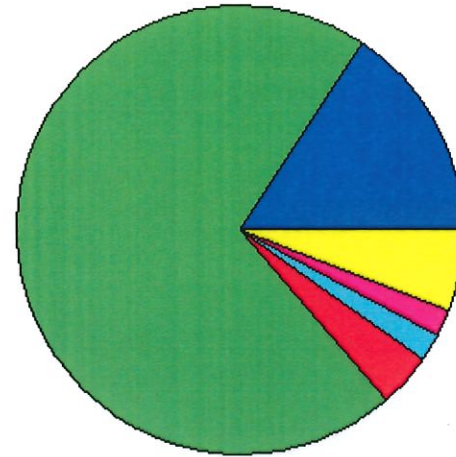
Personal	Count	Value
Agricultural	9	8,111
Commercial	0	0
Mobile Home	10	29,300
<b>Total Personal</b>	<b>19</b>	<b>37,411</b>
<b>Total Exempt</b>	<b>0</b>	<b>0</b>
<b>TIF Increment Value</b>		
<b>Net Assessed</b>		<b>37,411</b>
<b>Net Assessed Under Protest</b>		
<b>Public Service</b>		
<b>Total PS Value</b>	<b>11</b>	<b>117,555</b>
<b>TIF Increment Value</b>		
<b>Net Assessed</b>		<b>117,555</b>



<b>District Totals</b>	
Total Gross Value	659,091
Homestead Loss	19,000
Other Exemption Loss	0
<b>TIF Increment Value</b>	
<b>Retained TIF Value</b>	
<b>Net Assessed Value</b>	<b>640,091</b>
<b>Net Assessed Under Protest</b>	

\* Public Service Protests Values are not included on this report.

Real	Count	Value
Agricultural	171	1,262,698
Commercial	0	0
Residential	736	5,773,934
<b>Total Real Value</b>	<b>907</b>	<b>7,036,632</b>
Homestead	271	282,720
Veteran	13	233,725
Other	0	0
<b>Total Exempt</b>	<b>296</b>	<b>516,445</b>



**TIF Increment Value**

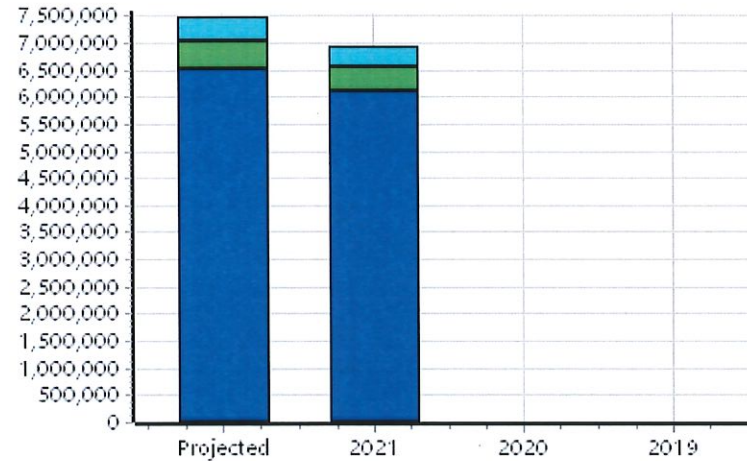
<b>Net Assessed</b>	<b>6,520,187</b>
<b>Net Assessed Under Protest</b>	
Senior Freeze	33 90,276
Capped Parcels	298 1,046,276

Personal	Count	Value
Agricultural	54	123,011
Commercial	23	84,088
Mobile Home	94	313,249
<b>Total Personal</b>	<b>171</b>	<b>520,348</b>
<b>Total Exempt</b>	<b>1</b>	<b>2,000</b>

**TIF Increment Value**

<b>Net Assessed</b>	<b>518,348</b>
<b>Net Assessed Under Protest</b>	

Public Service	Count	Value
<b>Total PS Value</b>	<b>12</b>	<b>438,221</b>
<b>TIF Increment Value</b>		
<b>Net Assessed</b>		<b>438,221</b>



District Totals	
Total Gross Value	7,995,201
Homestead Loss	282,720
Other Exemption Loss	235,725
<b>TIF Increment Value</b>	
<b>Retained TIF Value</b>	
<b>Net Assessed Value</b>	<b>7,476,756</b>
<b>Net Assessed Under Protest</b>	

\* Public Service Protests Values are not included on this report.

Real	Count	Value
Agricultural	163	720,348
Commercial	0	0
Residential	141	518,319
<b>Total Real Value</b>	<b>304</b>	<b>1,238,667</b>
Homestead	62	70,000
Veteran	1	8,665
Other	0	0
<b>Total Exempt</b>	<b>71</b>	<b>78,665</b>

**TIF Increment Value**

**Net Assessed** 1,160,002

**Net Assessed Under Protest**

Senior Freeze	7	31,266
Capped Parcels	164	468,649

Personal	Count	Value
Agricultural	25	56,517
Commercial	2	2,353
Mobile Home	11	42,137
<b>Total Personal</b>	<b>38</b>	<b>101,007</b>
<b>Total Exempt</b>	<b>1</b>	<b>2,000</b>

**TIF Increment Value**

**Net Assessed** 99,007

**Net Assessed Under Protest**

Public Service	Count	Value
<b>Total PS Value</b>	<b>14</b>	<b>922,745</b>

**TIF Increment Value**

**Net Assessed** 922,745

**District Totals**

Total Gross Value	2,262,419
Homestead Loss	70,000
Other Exemption Loss	10,665

**TIF Increment Value**

**Retained TIF Value**

**Net Assessed Value** 2,181,754

**Net Assessed Under Protest**

\* Public Service Protests Values are not included on this report.

